

# Collaboration Islands



Great Openings Collaboration Islands create natural hubs for team interaction in open offices and collaborative spaces. They combine convenient on-site storage with open cubbies and generous laminate worksurfaces, perfect for quick access to files, supplies, or shared materials while encouraging impromptu meetings and group work. Configurations suit everything from compact team zones to larger central islands, with extended overhangs to support standing collaboration—all finished to match your office aesthetic.

# Collaboration Islands



## FEATURES

- Flush toekick provides finished look when adding laminate end panels
- Two file bars are included for 12" drawers for side-to-side filing. File conversion bars for front-to-back filing are sold separately
- 12" drawer bins will accommodate A4, Letter, and Legal size filing
- Units provided with metal top with access holes to allow for laminate common top attachment
- Four leveling glides ensure proper alignment and operation
- Upper cubby inside dimension: 11.7"H x 17.5"D x 28.5"W, 11.7"H x 17.5"D x 34.5"W

## OPTIONS AND ACCESSORIES

- File conversion bars for front-to-back filing
- Magnetic shelf dividers
- Magnetic drawer dividers for lateral box drawers

## LOAD CAPACITY

- Drawer capacity is 125 lb
- Fixed and adjustable shelf load capacity: 30" shelf: 95 lbs, 36" shelf: 116 lbs

## AVAILABLE LOCKS & FRONTS

- Includes randomly-assigned UM Series locks - black-faced, master-keyed, and core-removable. Other key series are available, including bright nickel LL, and Knoll K



UM Series  
(Standard)



LL Series



SL Series



K Series



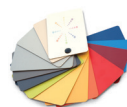
Q. Satin Nickel Bar Pull




S. Satin Nickel Loop Pull  
(Add "B" suffix for black pull)



888-712-8582 [greatopenings.com](http://greatopenings.com)

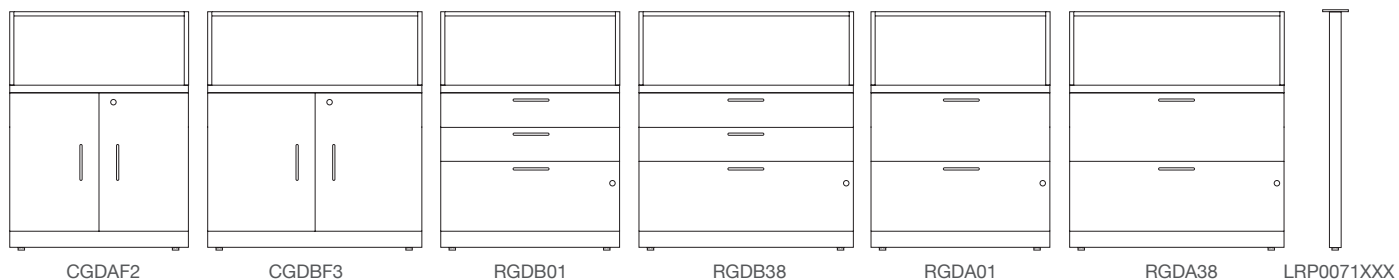


Any Color Available  
Over 72 Standard  
Metal Finishes



Choose from  
16 Standard  
Laminate Finishes

# Collaboration Islands



H	D	W	Description	Part #	Front	Part #	Metal Color	List Price
39-7/8	18-1/4	30	Double door island storage cabinet with open cubby above.	CG	?	DAF2	?	\$2,671
39-7/8	18-1/4	36	Double door island storage cabinet with open cubby above.	CG	?	DBF3	?	\$2,727
39-7/8	18-1/4	30	Box/box/file island storage cabinet with open cubby above.	RG	?	DB01	?	\$2,762
39-7/8	18-1/4	36	Box/box/file island storage cabinet with open cubby above.	RG	?	DB38	?	\$2,928
39-7/8	18-1/4	30	File/file island storage cabinet with open cubby above.	RG	?	DA01	?	\$2,685
39-7/8	18-1/4	36	File/file island storage cabinet with open cubby above.	RG	?	DA38	?	\$2,852
Support Leg package of 2 for cantilever applications						LRP0071XXX	?	\$549

\*\*Units do NOT have counterweights and Included metal tops are intended only for use with common tops.  
Please consult our sales quoting team for larger common tops sizes and openings. Additional support leg(s) or stiffeners may be required.



888-712-8582 [greatopenings.com](http://greatopenings.com)

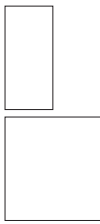


Any Color Available  
Over 72 Standard  
Metal Finishes



Choose from  
16 Standard  
Laminate Finishes

# Collaboration Islands



## LAMINATE END PANELS AND TOPS

TL1860



TL1866



TL1872



TL3760



TL3772



TL1890



TL18102



TL3790



TL37102



TL186275



TL186875



TL187475



TL376275



TL377475



H	D	W	Description	Part #	Lam Finish	List Price
39-7/8	18-1/2	1-1/4	Single depth laminate end panel	EPCL18539	?	\$489
39-7/8	36-3/4	1-1/4	Double depth laminate end panel	EPCL3739	?	\$648
1-1/4	18-1/2	60-1/4	Common top for (2) 30" wide units without laminate ends	TL1860	?	\$644
1-1/4	18-1/2	66-1/4	Common top for a 30" and 36" wide units, without laminate ends	TL1866	?	\$702
1-1/4	18-1/2	72-1/4	Common top for (2) 36" wide units, without laminate ends	TL1872	?	\$759
1-1/4	36-3/4	60-1/4	Common top for (2) 30" wide units, back to back without laminate ends	TL3760	?	\$1,087
1-1/4	36-3/4	72-1/4	Common top for (2) 36" wide units, back to back without laminate ends	TL3772	?	\$1,342
1-1/4	18-1/2	90-1/4	Common top for (2) 30" wide units and 30" overhang for seating. (Must order support legs separately)	TL1890	?	\$838
1-1/4	18-1/2	102-1/4	Common top for (2) 36" wide units and 30" overhang for seating. (Must order support legs separately)	TL18102	?	\$1,012
1-1/4	36-3/4	90-1/4	Common top for (2) 30" wide units, back to back, and 30" overhang for seating. (Must order support legs separately)	TL3790	?	\$1,576
1-1/4	36-3/4	102-1/4	Common top for (2) 36" wide units, back to back, and 30" overhang for seating. (Must order support legs separately)	TL37102	?	\$1,645
1-1/4	18-1/2	62-3/4	Common top for (2) 30" wide units WITH laminate ends - ordered separately	TL186275	?	\$688
1-1/4	18-1/2	68-3/4	Common top for a 30" and 36" wide unit WITH laminate ends. Order end panels separately	TL186875	?	\$695
1-1/4	18-1/2	74-3/4	Common top for (2) 36" wide units WITH laminate ends. Order end panels separately	TL187475	?	\$765
1-1/4	36-3/4	62-3/4	Common top for (2) 30" wide units back to back WITH laminate ends. Order end panels separately	TL376275	?	\$1,097
1-1/4	36-3/4	74-3/4	Common top for (2) 36" wide units back to back WITH laminate ends. Order end panels separately	TL377475	?	\$1,352



888-712-8582 greatopenings.com



Any Color Available  
Over 72 Standard  
Metal Finishes



Choose from  
16 Standard  
Laminate Finishes