


TRACE
Laminate
Z Lockers



TRACE Z-Lockers



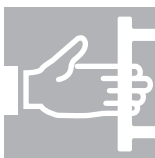
2-Prong
Coat Hooks



Locker Door
Number Plates



Lock Options



Pull Options

FEATURES

- Multiple color door order forms make it easy to mix and match door colors
- Include adjustable shelves
- Doors hinge left and right
- Each locker compartment includes a two-pronged coat hook
- The two locker doors are keyed randomly in the factory

BASIC CONSTRUCTION

- A 12-year warranty ensures long-lasting performance and after-sale support
- Leveling glides allow for 7/8" adjustment and are accessible from inside the locker

OPTIONS AND ACCESSORIES

- Choose from keyed locks, electronic locks, or hasp locks
- Peel-and-stick door number plates .030 acrylic 1" h x 2"w, surface color in brushed aluminum imprinted in black with any combination of numbers needed to permanently identify individual locker doors
- Common laminate tops
- Locker ganging kit, for ganging lockers side-to-side

LOCKS

Choose from keyed, electronic, mechanical or hasp locks

<https://www.greatopenings.com/finish-center/locks>

- **Keyed Lock:** standard lockers include randomly-assigned UM Series locks - black-faced, master-keyed, and core-removable. Other key series locks include bright nickel LL, and Knoll K
- **Hasp Lock:** may be used instead of a keyed or electronic lock and are available as an integrated pull. To order, specify "Hasp Lock" in the product description on your purchase order and add \$55 list per door to the keyed locker price
- **Electronic Lock:** touch pad electronic operation may be programmed to either fixed or revolving mode
- **Pearl Lock:** Ultra thin – Pearl has the lowest keypad surface height of any electronic keypad lock
- **Nano E-Lock Mini Keypad:** Access with ADA-compliant keypad
- **Mechanical Lock:** dial mechanism with 10,000 combinations, no batteries required



TRACE Z-Lockers

Part #	Description	Base HPL Price	E-Lock & Pearl Lock	Nano E-Lock Mini Keypad	Mech Lock	Hasp	Pkg Wt	Pkg Cube
WR9XZ2	Upper door right hinge 65-7/8"h x 18"d x 15"w	\$3,224	+\$920	+\$640	+\$640	+\$110	86 lb	13.4 ft
WL9XZ2	Upper door left hinge 65-7/8"h x 18"d x 15"w	\$3,224	+\$920	+\$640	+\$640	+\$110	86 lb	13.4 ft

Available Fronts

- S** Satin Nickel Loop
- Q** Bar Pull
- E** Electronic Locks

Note: When selecting E-lock only E fronts can be used

Paint & Laminate

See Finish Center at greatopenings.com for available options



UM Series
(Standard)



LL Series



SL Series

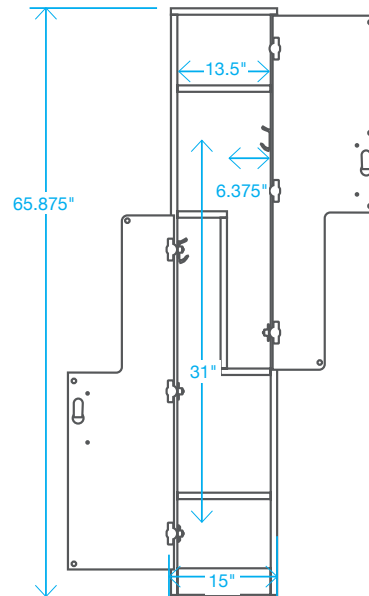


K Series



Hasp
Lock

All single wide lockers need to be anchored or ganged together to meet BIFMA stability requirements.



S - Satin Nickel
Loop Pull



Q - Bar Pull



E-Lock



Pearl (PR)



Nano E-Lock Mini
Keypad (WE)



Mechanical



888-712-8582 greatopenings.com



Choose from
16 Standard
Laminate Finishes