

TRACE Quad Lockers




Our lockers are right at home in the front office. The all metal construction features reinforced panels that are concealed for a smooth, refined appearance both inside and out. These lockers provide secure storage for the jacket, shoes and personal items. They can be configured in countless ways with any locker in our line to accent a wall or divide a space.


TRACE Quad Lockers



2-Prong
Coat Hooks



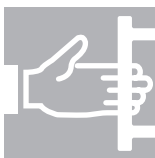
USB Charging



Locker Door
Number Plates



Lock Options



Pull Options



FEATURES

- Lockers may be ordered with metal or laminate fronts
- Multiple color door order forms make it easy to mix and match door colors
- Quad lockers do not include shelves. If desired, adjustable shelves may be ordered separately
- Each locker compartment includes (2) two-pronged coat hooks, one per side
- The four locker doors are keyed randomly in the factory
- The four locker doors hinge together, either left or right

BASIC CONSTRUCTION

- Four leveling glides with 7/8" adjustment ensure proper alignment and operation, and are accessible from inside the locker
- Lockers include inner side panels, so that structural components are concealed
- Lockers are shipped fully assembled

OPTIONS AND ACCESSORIES

- Choose from keyed locks, electronic locks, or hasp locks
- Interior power outlets may be installed inside locker compartments.
- Peel-and-stick door number plates .030 acrylic 1" h x 2"w, surface color in brushed aluminum imprinted in black with any combination of numbers needed to permanently identify individual locker doors
- Common laminate tops
- Locker ganging kit, for ganging lockers side-to-side

Locks

Choose from keyed, electronic, mechanical or hasp locks

<https://www.greatopenings.com/finish-center/locks>

- Keyed Lock: standard lockers include randomly-assigned UM Series locks - black-faced, master-keyed, and core-removable. Other key series locks include bright nickel LL, and Knoll K
- Hasp Lock: may be used instead of a keyed or electronic lock and are available as an integrated pull or with the A: Full Pull. To order, specify "Hasp Lock" in the product description on your purchase order and add \$55 list per door to the keyed locker price
- Electronic Lock: touch pad electronic operation may be programmed to either fixed or revolving mode
- Pearl Lock: Ultra thin – Pearl has the lowest keypad surface height of any electronic keypad lock
- Nano E-Lock Mini Keypad: Access with ADA-compliant keypad
- Mechanical Lock: dial mechanism with 10,000 combinations, no batteries required

Plug 'n Play USB Charging

- Plug and play components
- Preconfigured kits for easy ordering
- 110v plug in feed for up to 8 lockers
- Total 25W power output
- Intelligent USB Type C with Power Delivery
- Reversible USB Type A with Fast Charge
- Internal overload protection
- LED Power Delivery indication



888-712-8582 greatopenings.com



Any Color Available
Over 72 Standard
Metal Finishes

TRACE Quad Lockers

Part #	Description	Base Price	Lam Door	E-Lock & Pearl Lock	Nano E-Lock Mini Keypad	Mech Lock	Hasp	Slope Top	Pkg Wt	Pkg Cube
4NJ7	4 Door 65-7/8"h x 18"d x 24"w	\$2,775	+\$1,807	+\$1,840	+\$1,280	+\$1,280	+\$220	+\$339	142 lb	11 ft
5NJ7	4 Door 65-7/8"h x 24"d x 24"w	\$3,215	+\$1,807	+\$1,840	+\$1,280	+\$1,280	+\$220	+\$339	171 lb	25.5 ft
6YJ7	4 Door 65-7/8"h x 18"d x 30"w	\$2,958	+\$2,080	+\$1,840	+\$1,280	+\$1,280	+\$220	+\$361	155 lb	25.1 ft
5YJ7	4 Door 65-7/8"h x 24"d x 30"w	\$3,426	+\$2,080	+\$1,840	+\$1,280	+\$1,280	+\$220	+\$361	186 lb	32.7 ft

Hinge

- L Left
- R Right

Available Locks

- UM (default)
- LL
- K
- E

Available Fronts

- A Full Pull
- S Satin Nickel Loop
- Q Bar Pull
- E Electronic Lock
- V Venting (select A, S, Q pull, or electronic lock)
- M Mail Slot (select A, S, Q pull, or electronic lock)

Paint & Laminate

See Finish Center for available options

Note: When selecting E-lock only E or A fronts can be used



UM Series (Standard)



LL Series



SL Series



K Series



Hasp Lock

Helpful Hint:

When specifying E-lock Mini or E-Lock RFID, Programming and Managers Keys are required to operate these locks. See page 57 of the pricebook online to order these key management accessories.



A - Full Pull



S - Satin Nickel Loop Pull Square Front



Q - Bar Pull Square Front



E-Lock Square Front or A-Full Pull



Pearl (PR)



Nano E-Lock Mini Keypad (WE)



Mechanical Square Front



888-712-8582 greatopenings.com



Any Color Available Over 72 Standard Metal Finishes