



trace lockers





Lockers offer clean and functional opportunities for interactive work spaces.

Add a custom laminate top to coordinate ganged locker groups to existing desks and decor.



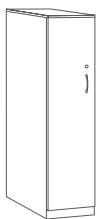
Trace lockers are built to be tough, but they love to show off. Add a focal point with a splash of color, laminate front, or full laminate to create a one-of-a-kind appeal in any environment.



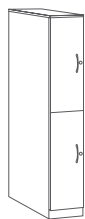
With a wide selection of sizes and configurations, both personal and shared work spaces can be tailored to suit individual storage needs.



Laminate fronts with electronic locks as door pulls.



Single Lockers
W: 12", 15", 18"
H : 39-7/8", 51-3/8", 65-7/8"
D : 18", 24"



Double Lockers
W: 12", 15", 18"
H : 65-7/8"
D : 18", 24"



Quad Lockers
W: 24", 30"
H : 65-7/8"
D : 18", 24"



Single Wide
2-Door Cubby
W: 12", 15"
H : 34-3/4"
D : 18"



Single Wide
3-Door Cubby
W: 12", 15"
H : 50-3/8"
D : 18"



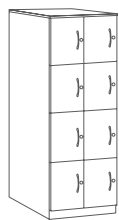
Single Wide
4-Door Cubby
W: 12", 15"
H : 65-7/8"
D : 18"



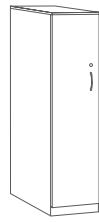
Double Wide
4-Door Cubby
W: 24", 30"
H: 34-3/4"
D: 18"



Double Wide
6-Door Cubby
W: 24", 30"
H: 50-3/8"
D: 18"



Double Wide
8-Door Cubby
W: 24", 30"
H: 65-7/8"
D: 18"



Personal
Locker
W: 18"
H: 65-7/8"
D: 18"



Freestanding
Mini Locker
W: 10"
H: 20"
D: 18-1/4"



Mobile
Mini Locker
W: 10"
H: 21-3/4"
D: 18-1/4"

Door Pulls

Customize the aesthetic of your lockers with a selection of door pull styles.



A: Full Pull



S/N: Satin Nickel Pull



Q: Bar Pull

Standard Locks

Locks can be keyed alike.



UM Series



LL Series



SL Series



K Series



Hasp

GO Keyless

GO's electronic and mechanical locks eliminate the hazards of lost or stolen keys in the workplace. Each can be used to combine lock and door pull in one or with the Full Pull on metal lockers.



E-Lock (E)



Pearl (PR)



Nano E-Lock Mini Keypad (WE)



Mechanical Lock (OJ)

Options



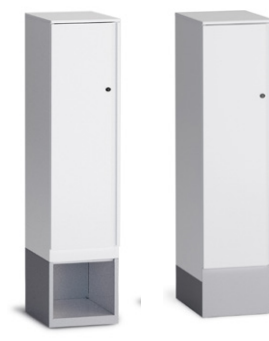
Slope Tops



Vented Fronts



Mail Slots



Cubby and Plinth Bases

Locker Door Number Plates

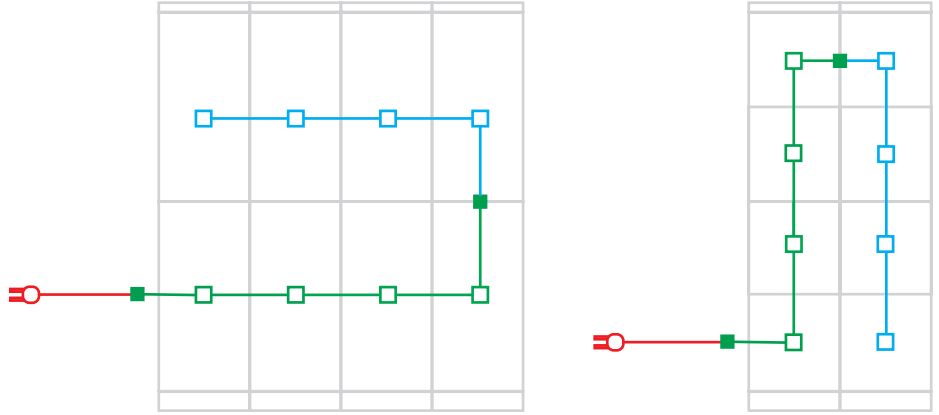
Identify and catalog individual lockers with metal number plates, which may be attached with rivets at time of locker installation or using permanent peel-and-stick tape.





Power Where You Need It

Now, it's never been easier to add low voltage USB charging power. All components are plug and play, meaning power outlets snap in place, and all wiring connections are simple plug in behind the lockers.



Contact Sales for specification assistance.

GO With Color

Adding a pop of color to your lockers can make a dramatic statement in any space. We offer the best color selection in the industry, including:

- 72 standard colors
- Additional "Industry Favorite" colors
- Custom color-match services

Laminate Fronts

Laminate or TFL fronts add warmth and texture to your locker doors.

- 16 standard laminates, plus 3 TFL options for cost-effective doors or drawer fronts
- Custom laminates also welcome



The Ultimate Personal Locker

Take a peak inside our Personal Locker and you'll find additional features that make it an ideal add-on to individual workspaces. Part locker, part storage tower, there's separate hanging space for the jacket or sweater, a top shelf and two adjustable shelves for office and personal items, and an added pull-out rack for organizing files.



902 East 4th Street
Ludington, MI 49431
888-712-8582
greatopenings.com
goorders@greatopenings.com