


TRACE Laminate Cubby Lockers




Our lockers are right at home in the front office. The laminate construction features a smooth, refined appearance both inside and out. These lockers provide secure storage for the jacket, shoes and personal items. They can be configured in countless ways with any locker in our line to accent a wall or divide a space.

TRACE

Laminate Cubby Lockers



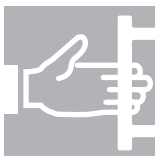
USB Charging



Locker Door
Number Plates



Lock Options



Pull Options

FEATURES

- Multiple color door order forms make it easy to mix and match door colors
- Cubby locker doors are keyed randomly in the factory
- All Cubby locker doors hinge together, either left or right

BASIC CONSTRUCTION

- A 12 year warranty ensures long-lasting performance and after-sale support
- Leveling glides allow for 7/8" adjustment and are accessible from inside the locker

OPTIONS AND ACCESSORIES

- Choose from keyed locks, electronic locks, or hasp locks
- Peel-and-stick door number plates .030 acrylic 1" h x 2"w, surface color in brushed aluminum imprinted in black with any combination of numbers needed to permanently identify individual locker doors
- Common laminate tops
- Locker ganging kit, for ganging lockers side-to-side

LOCKS

Choose from keyed, electronic, mechanical or hasp locks

<https://www.greatopenings.com/finish-center/locks>

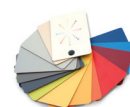
- **Keyed Lock:** standard lockers include randomly-assigned UM Series locks - black-faced, master-keyed, and core-removable. Other key series locks include bright nickel LL, and Knoll K
- **Hasp Lock:** may be used instead of a keyed or electronic lock and are available as an integrated pull. To order, specify "Hasp Lock" in the product description on your purchase order and add \$55 list per door to the keyed locker price
- **Electronic Lock:** touch pad electronic operation may be programmed to either fixed or revolving mode
- **Pearl Lock:** Ultra thin – Pearl has the lowest keypad surface height of any electronic keypad lock
- **Nano E-Lock Mini Keypad:** Access with ADA-compliant keypad or free Wesko App
- **Mechanical Lock:** dial mechanism with 10,000 combinations, no batteries required

PLUG 'N PLAY USB CHARGING

- Plug and play components
- Preconfigured kits for easy ordering
- 110v plug in feed for up to 8 lockers
- Total 25W power output
- Intelligent USB Type C with Power Delivery
- Reversible USB Type A with Fast Charge
- Internal overload protection
- LED Power Delivery indication



888-712-8582 greatopenings.com



Any Color Available
Over 72 Standard
Metal Finishes

TRACE Laminate Cubby Lockers

Part #	Description	Base HPL Price	E-Lock & Pearl Lock	Nano E-Lock Mini Keypad	Mech Lock	Hasp	Pkg Wt	Pkg Cube
W6JT7	2-Door Single 34-3/4"h x 18"d x 12"w	\$2,143	+\$920	+\$640	+\$640	+\$110	50 lb	5.9 ft
W5HT3	3-Door Single 50-3/8"h x 18"d x 12"w	\$2,528	+\$1,380	+\$960	+\$960	+\$165	70 lb	8.4 ft
W5JT6	4-Door Single 65-7/8"h x 18"d x 12"w	\$3,091	+\$1,840	+\$1,280	+\$1,280	+\$220	89 lb	11 ft
W7YT7	2-Door Single 34-3/4"h x 18"d x 15"w	\$2,460	+\$920	+\$640	+\$640	+\$110	58 lb	7.2 ft
W8YT3	3-Door Single 50-3/8"h x 18"d x 15"w	\$2,828	+\$1,380	+\$960	+\$960	+\$165	77 lb	10.3 ft
W9YT6	4-Door Single 65-7/8"h x 18"d x 15"w	\$3,664	+\$1,840	+\$1,280	+\$1,280	+\$220	96 lb	13.4 ft
W9HN7	4-Door Double 34-3/4"h x 18"d x 24"w	\$3,336	+\$1,840	+\$1,280	+\$1,280	+\$220	88 lb	11 ft
W8HT1	6 Door Double 50-3/8"h x 18"d x 24"w	\$4,097	+\$2,760	+\$1,920	+\$1,920	+\$330	119 lb	15.7 ft
W7HN6	8-Door Double 65-7/8"h x 18"d x 24"w	\$4,990	+\$3,680	+\$2,560	+\$2,560	+\$440	150 lb	20.5 ft
W1ZN7	4-Door Double 34-3/4"h x 18"d x 30"w	\$3,403	+\$1,840	+\$1,280	+\$1,280	+\$220	99 lb	13.6 ft
W2ZT1	6 Door Double 50-3/8"h x 18"d x 30"w	\$4,526	+\$2,760	+\$1,920	+\$1,920	+\$330	132 lb	19.4 ft
W3ZN6	8-Door Double 65-7/8"h x 18"d x 30"w	\$5,629	+\$3,680	+\$2,560	+\$2,560	+\$440	167 lb	25.1 ft

Hinge

L Left
R Right

Locks

See below for available options

Available Fronts

S Satin Nickel Loop
Q Bar Pull
E Electronic Locks

Paint & Laminate

See Finish Center for available options

All single wide lockers need to be anchored or ganged together to meet BIFMA stability requirements.

Note: When selecting E-lock only E fronts can be used



UM Series (Standard)



LL Series



SL Series



K Series



Hasp Lock



S - Satin Nickel Loop Pull



Q - Bar Pull



E-Lock



Pearl (PR)



Nano E-Lock Mini Keypad (WE)



Mechanical



888-712-8582 greatopenings.com



Choose from
16 Standard
Laminate Finishes