

# 15" Receding Door Laterals


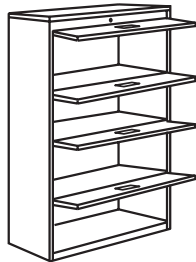
WITH STANDARD DRAWERS OR FIXED SHELVES



Known for the efficient way they use space from side to side, laterals are an essential tool in office organization. Many companies need ways to store physical files and track of paper records. This classical design can be applied low profile, to keep space visually open, or up to five high, to provide high density filing and used as space definition.

# 15" Receding Door Laterals

WITH STANDARD DRAWERS  
OR FIXED SHELVES



## FEATURES

- Positive self-closing hinges and door follower channel provide superior flipper door tracking and a snug door closure. The doors are drawn in when closed to ensure uniform door alignment
- Flipper doors include a built-in sound absorption feature in the flipper door for quiet operation
- Receding flipper doors extend 2-1/4" outside the front of the cabinet. Please allow for this clearance when creating your floor plan
- When open, receding flipper doors extend 2-1/4" outside the front of the cabinet
- Counterweights are required if not ganged together or otherwise anchored
- All shelves are fixed

## DRAWER FEATURES

- Bottom 3 or 4 openings include standard height drawers
- Drawer bins will accommodate A4, Letter, and Legal size filing
- Top 1 or 2 openings include 15" flipper doors that recede inside the cabinet, with fixed shelves
- Drawer includes full-height side panels
- Two file bars are included in each drawer for side-to-side filing

## BASIC CONSTRUCTION

- While TRACE lateral files feature horizontal lines and full-width fronts consistent with all other TRACE products, Recessed Front lateral files have in-set drawer fronts and the flipper doors stow inside the cabinet
- Recessed Front lateral files finish at different heights and have completely different horizontal lines than the TRACE products
- Recessed Front lateral files are available with three different front styles: A: Full Pull, F: Square Recessed Pull, and H: HW Pull. These recessed style pulls allow the 12" flipper door to recede fully inside the cabinets
- Four leveling glides with 1-1/4" adjustment are included to ensure proper drawer alignment and operation

## OPTIONS AND ACCESSORIES

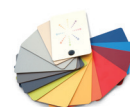
- Laminate fronts
- Common laminate tops
- Polyethylene drawer front fillers increase sound absorption
- File conversion bars for front-to-back filing
- Magnetic shelf dividers
- Magnetic label

## LOAD CAPACITY

- Drawer and roll-out shelf load capacity:  
30", 36", and 42" wide drawers: 125 lb
- Fixed shelf load capacity:  
30" shelf: 95 lbs | 36" shelf: 116 lbs | 42" shelf: 136 lbs
- Lateral file metal top load capacity:  
30" wide top: 140 lbs | 36" wide top: 168 lbs | 42" wide top: 192 lbs



888-712-8582 [greatopenings.com](http://greatopenings.com)



Any Color Available  
Over 72 Standard  
Metal Finishes

# 15" Receding Door Laterals

WITH STANDARD DRAWERS  
OR FIXED SHELVES


## COUNTERWEIGHT & INTERLOCK

- The safety interlock mechanism is integrated into the drawer slides, allowing only one drawer to open at a time
- All lateral files with drawers and roll-out shelves used as freestanding cabinets must have counterweight if not ganged together or otherwise anchored
- Counterweights may be factory-installed or purchased separately to be installed in the field

## LOCK SYSTEM

- Includes UM series locks, keyed alike, black-faced, master-keyed, and core-removable (may be keyed-alike in the field). Other key series are available, including Haworth SL, bright nickel LL, and Knoll K.
- The locking system captures drawer fronts on both sides

## AVAILABLE LOCKS & FRONTS



## ORDERING GUIDE

### Fixed Shelves

H	D	W	Cabinet Style	Contains	Pkg Wt	Pkg Cube	Part #	Front	Part #	Metal Color	Price
64-1/8	17-3/8	30	4-high	4 door	178 lb	26.0 ft	RG	?	1049	?	\$3,107
64-1/8	17-3/8	36	4-high	4 door	213 lb	30.8 ft	RG	?	1149	?	\$3,454
64-1/8	17-3/8	42	4-high	4 door	228 lb	35.6 ft	RG	?	1249	?	\$3,804
79-3/8	17-3/8	30	5-high	5 door	186 lb	26.0 ft	RG	?	1650	?	\$3,818
79-3/8	17-3/8	36	5-high	5 door	220 lb	37.7 ft	RG	?	1750	?	\$4,245
79-3/8	17-3/8	42	5-high	5 door	238 lb	43.6 ft	RG	?	1850	?	\$4,671

### With Standard Drawers

H	D	W	Cabinet Style	Contains	Pkg Wt	Pkg Cube	Part #	Front	Part #	Metal Color	Price
67-1/8	17-3/8	30	5-high	(1) 15" receding doors fixed shelf 4 std drawers	202 lb	22.9 ft	RG	?	3970	?	\$3,825
67-1/8	17-3/8	36	5-high	(1) 15" receding doors fixed shelf 4 std drawers	237 lb	27.5 ft	RG	?	4070	?	\$3,910
67-1/8	17-3/8	42	5-high	(1) 15" receding doors fixed shelf 4 std drawers	252 lb	32.1 ft	RG	?	4170	?	\$4,078
70-1/4	17-3/8	30	5-high	(2) 15" receding doors fixed shelf 3 std drawers	166 lb	23.4 ft	RG	?	2475	?	\$3,872
70-1/4	17-3/8	36	5-high	(2) 15" receding doors fixed shelf 3 std drawers	200 lb	28.1 ft	RG	?	2575	?	\$3,952
70-1/4	17-3/8	42	5-high	(2) 15" receding doors fixed shelf 3 std drawers	218 lb	32.8 ft	RG	?	2675	?	\$4,149



888-712-8582 greatopenings.com



Any Color Available  
Over 72 Standard  
Metal Finishes