

Height Adjustable Table



The latest trend in a healthy work environment, adjustable tables accommodate both sitting and standing work postures. Pair them with personal storage to create the most 'user-friendly' work settings. Available in multiple heights and widths, set your desired working height that is right for you. Pair with Great Openings storage and screens to create a simple desk package.

Height Adjustable Tables



FEATURES

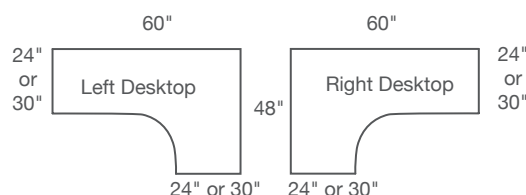
- Programmable height handset
- Single stage electric motor
- 9' Cord
- Weight capacity: 265 lbs (does not include work surface)
- 1-1/4" thick laminate top
- Left or right corner desks

OPTIONS AND ACCESSORIES

- Marty hanging storage
- Metal, acrylic, and tackable privacy screens/modesty panels may be attached to laminate work surfaces

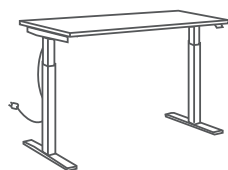
COLORS

- Height Adjustable Table bases are available in three colors:
02A4 – White
03Y8 – Black
05F0 – Silver



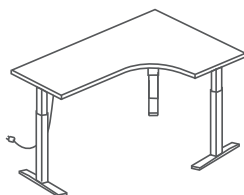
ORDERING GUIDE

Rectangular Table Base with Laminate Top



H	D	W	Part #	Base Color #	Laminate Edge #	Price
29" to 47-1/2"	24"	48"	HAT2448	?	?	\$2,170
29" to 47-1/2"	24"	54"	HAT2454	?	?	\$2,318
29" to 47-1/2"	24"	60"	HAT2460	?	?	\$2,464
29" to 47-1/2"	24"	72"	HAT2472	?	?	\$2,749
29" to 47-1/2"	30"	48"	HAT3048	?	?	\$2,182
29" to 47-1/2"	30"	54"	HAT3054	?	?	\$2,330
29" to 47-1/2"	30"	60"	HAT3060	?	?	\$2,476
29" to 47-1/2"	30"	72"	HAT3072	?	?	\$2,761

Corner Table Base with Laminate Top



H	D	W	Part #	L or R	Base Color #	Laminate Edge #	Price
27-1/4" to 46-1/4"	24"	48"/60"	HAT24486024	?	?	?	\$3,935
27-1/4" to 46-1/4"	30"	48"/60"	HAT30486030	?	?	?	\$4,012

