

Chester

MOBILE STORAGE



Chester is a versatile personal storage solution for varied things we use at work. Lift the top to access landing pad for your devices and a storage well for your backpack, purse, gym bag, or other personal items. A file drawer and concealed personal drawer can help with the incidental filing and storage. All GO metal finishes, fabrics, and laminates are available on Chester.

Chester

Mobile Storage



FEATURES

- 5th wheel on front drawer to prevent tipping
- A concealed top drawer is accessible when bottom drawer is open
- Full depth rear storage well for bags and larger items
- Curved profile hinged laminate top or cushion includes gas cylinder pneumatic guide, with easy-down mechanism
- Markerboard panel on underside of top (cushion only)
- Includes a soft recycled rubber landing pad on compartment shelf
- A grommet is located in the top back of the cabinet

OPTIONS AND ACCESSORIES

- Hanging side bin for active documents

LOCK SYSTEM

- Includes two UM series locks, keyed alike, black-faced, master-keyed, and core-removable (may be keyed-alike in the field)

ORDERING TIPS

- Linear yardage required for COM fabric is 1 yard (20 units or fewer)
- Unless otherwise specified, the fabric grain on cushions will be applied "front-to-back"; the "front" is the side with drawers

AVAILABLE LOCKS & FRONTS



UM Series
(Standard)



LL Series



K Series

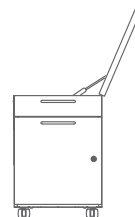
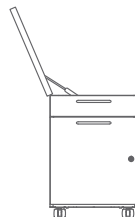
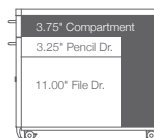
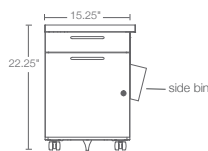
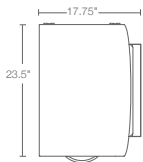


Q. Square,
Satin Nickel
Bar Pull



S. Square, Satin Nickel
Loop Pull (Add "B"
suffix for black pull)

DIMENSIONS



ORDERING GUIDE

H	D	W	Caster Style	Hinge Location	Pkg Wt	Pkg Cube	Part #	Front Part #	Metal Color	Fabric #	Lam/ Edge	List Price	GR 1 Price	GR 2 Price	GR 3 Price	GR 4 Price	GR 5 Price	COM Price
Laminate Top																		
21-7/8	23-1/2	15-1/4	black	left	68 lb	5.9 ft	EGL	?	6565	?	n/a	?	\$1,674					
21-7/8	23-1/2	15-1/4	black	right	68 lb	5.9 ft	EGR	?	6565	?	n/a	?	\$1,674					
Cushion Top (Includes markerboard)																		
22-1/4	23-1/2	15-1/4	black	left	68 lb	5.9 ft	EGL	?	6565	?	?	n/a	\$1,536	\$1,659	\$1,707	\$1,757	\$1,795	\$1,530
22-1/4	23-1/2	15-1/4	black	right	68 lb	5.9 ft	EGR	?	6565	?	?	n/a	\$1,536	\$1,659	\$1,707	\$1,757	\$1,795	\$1,530
5-3/4	2-1/2	15	side bin	n/a	5 lb	1.5 ft	MFP	n/a	0065	?	n/a	n/a	\$125					

Available Fronts



888-712-8582 greatopenings.com



Any Color Available
Over 72 Standard
Metal Finishes