

TRACE Locker Garage




Today's workforce is on the move. Great Openings' Locker Garage offers a launch point for workers using common or shared spaces to stash their gear, recharge a phone or hang a jacket. Upper lockers keep personal items secured and coordinating open space below provides space for mobile storage docking. It's a great place to begin and end your day.


TRACE Locker Garage



2-Prong
Coat Hooks



USB Charging



Locker Door
Number Plates



Lock Options



Pull Options

LOCKER FEATURES

- Lockers may be ordered with metal or laminate fronts
- Multiple color door order forms make it easy to mix and match door colors
- Includes adjustable shelf
- Includes (2) two-pronged coat hooks per locker

BASIC CONSTRUCTION

- Four leveling glides with 7/8" adjustment ensure proper alignment and operation, and are accessible from inside the locker
- Lockers include inner side panels, so that structural components are concealed
- [Some assembly is required](#)

LOCKS

Choose from keyed, electronic, mechanical or hasp locks

<https://www.greatopenings.com/finish-center/locks>

- **Keyed Lock:** standard lockers include randomly-assigned UM Series locks - black-faced, master-keyed, and core-removable. Other key series locks include bright nickel LL, and Knoll K
- **Hasp Lock:** may be used instead of a keyed or electronic lock and are available as an integrated pull or with the A: Full Pull. To order, specify "Hasp Lock" in the product description on your purchase order and add \$55 list per door to the keyed locker price
- **Electronic Lock:** touch pad electronic operation may be programmed to either fixed or revolving mode
- **Digi Mini Lock:** touch pad electronic operation
- **Mini RFID Lock:** touch RFID operation with programming and manager key control
- **Mechanical Lock:** dial mechanism with 10,000 combinations, no batteries required

FRONTS/PULLS

<https://www.greatopenings.com/finish-center/fronts/>

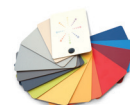
- Standard pulls include loop pull, bar pull and full pull. Integrated lock pulls include electronic, mechanical and hasp lock

OPTIONS AND ACCESSORIES

- Specify USB charging inside the locker compartment
- Peel-and-stick door number plates .030 acrylic 1" h x 2"w, surface color in brushed aluminum imprinted in black with any combination of numbers needed to permanently identify individual locker doors
- Vented Doors
- Mail Slots
- Laminate doors available in HPL or TFL

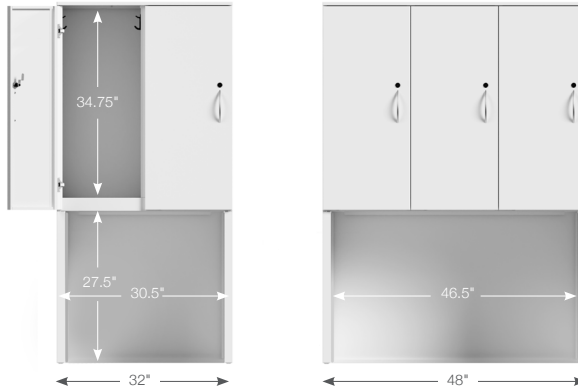


888-712-8582 greatopenings.com



Any Color Available
Over 72 Standard
Metal Finishes

TRACE Locker Garage



[Some assembly is required](#)

Part #	Description	Base Price	Lam Door	E-Lock	E-Lock Mini	E-Lock RFID	Mech Lock	Hasp	Pkg Wt	Pkg Cube
YYY1XXX	Locker Garage – 2 Stall 32\"w x 24\"D x 65-7/8\"H	\$3,585	+\$794	+\$894	+\$622	+\$794	+\$622	+\$110	124 lbs	20.5 ft
AZY2XXX	Locker Garage – 3 Stall 48\"w x 24\"D x 65-7/8\"H	\$4,452	+\$1,192	+\$1,341	+\$933	+\$1,191	+\$933	+\$165	175 lbs	30 ft

Hinge

L Left
R Right

Available Locks

UM (default)
LL
K
E

Available Fronts

A Full Pull
S Satin Nickel Loop
Q Bar Pull
E Electronic Lock
V Venting (select A, S, Q pull, or electronic lock)
M Mail Slot (select A, S, Q pull, or electronic lock)

Paint & Laminate

See Finish Center for available options

Note: When selecting E-lock only E or A fronts can be used
E-Lock Mini and RFID are integral pulls on square front only

ODIE

Description	H	D	W	Pkg Wt	Pkg Cube	Part #	Metal Color	Laminate M-1573-60 Frosty White M-631-60 Classic Black M-D381-60 Grey	List Price
Odie	24	20	12	62 lb	5.3 ft	LNA-2418	?	?	\$1,557
STP 60 GR2 Raven STP 66 GR2 Mist STP 65 GR2 Smith STP 67 GR2 Fire									
Magnetic Vinyl Pad	3/8	18	15	na	na	NACX0018XXXXK	?	?	\$323

SLIM XLT

H	D	W	Description	Top Option	Drawer access	Pkg Wt	Pkg Cube	Part #	Front	Part #	Metal Color	Fabric #	GR 1 Price	GR 2 Price	GR 3 Price	GR 4 Price	GR 5 Price	COM Price
22-1/2	21	14	XLT one-sided drawer	cushion	left	54 lb	3.8 ft	SLU	?	5650C	?	?	\$1,301	\$1,405	\$1,447	\$1,489	\$1,524	\$1,296
22-1/2	21	14	XLT one-sided drawer	cushion	right	54 lb	3.8 ft	SRU	?	5650C	?	?	\$1,301	\$1,405	\$1,447	\$1,489	\$1,524	\$1,296
22-1/2	21	14	XLT two-sided drw. & file bars	cushion	n/a	54 lb	3.8 ft	STU	?	5650C	?	?	\$1,338	\$1,439	\$1,480	\$1,522	\$1,557	\$1,332



888-712-8582 greatopenings.com



Any Color Available
Over 72 Standard
Metal Finishes