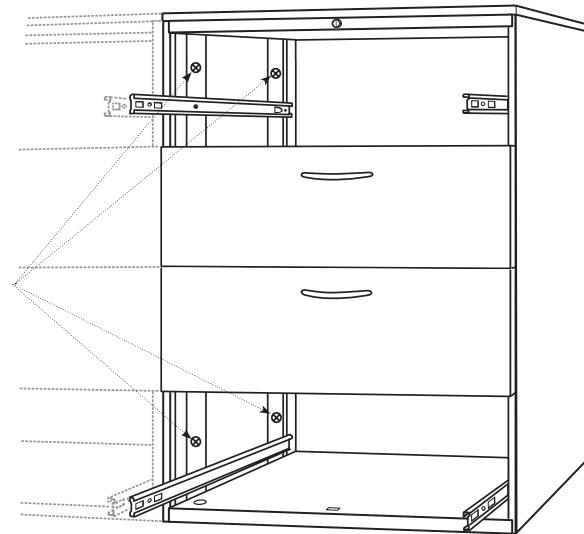


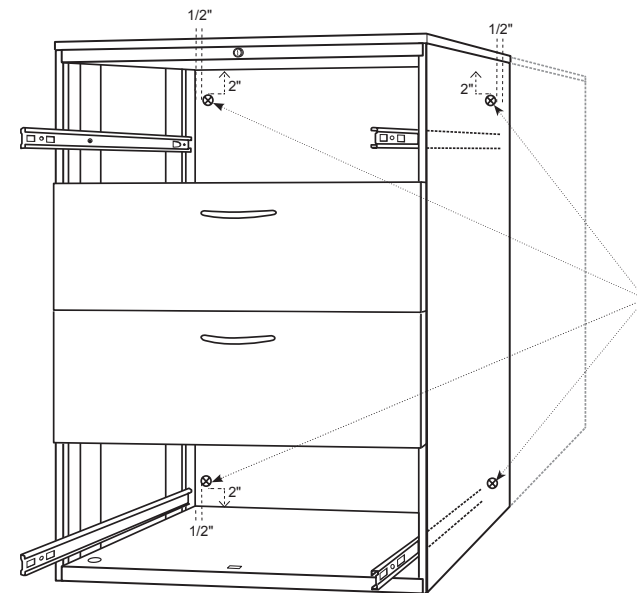
## Side By Side Ganging

1. Align and level cabinets.
2. Remove top and bottom drawers.
3. Locate and drive the (4) #10 x 1/2" self-drilling phillips pan head screws through channel return flange.

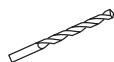


## Back to Back Ganging

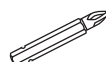
1. Align and level cabinets.
2. Remove top and bottom drawers.
3. Drill 5/16" holes through back panel approximately 2" from top and 1/2" in from inside edges.
4. Insert screw, add nut. Tighten.



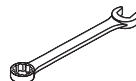
power drill



5/16" drill bit



#2 Phillips



1/2" wrench

(4) #10x1/2"  
self tap(4) 1/4 x 20 x 3/8"  
panhead(4) 1/4 x 20  
nut