

TRACE Double Lockers



Our lockers are right at home in the front office. The all metal construction features reinforced panels that are concealed for a smooth, refined appearance both inside and out. These single wide lockers provide secure storage for the jacket, shoes and personal items. They can be configured in countless ways with any locker in our line to accent a wall, divide a space or as a counter height work surface support.


Double Lockers



2-Prong
Coat Hooks



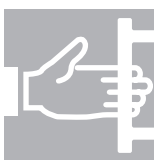
USB Charging



Locker Door
Number Plates



Lock Options



Pull Options

FEATURES

- Lockers may be ordered with metal or laminate fronts
- Multiple color door order forms make it easy to mix and match door colors
- Both doors hinge together, either left or right
- Each locker compartment includes (2) two-pronged coat hooks, one per side
- The two locker doors are keyed randomly in the factory

BASIC CONSTRUCTION

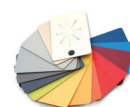
- Four leveling glides with 7/8" adjustment ensure proper alignment and operation, and are accessible from inside the locker
- Lockers include inner side panels, so that structural components are concealed
- Lockers are shipped fully assembled

OPTIONS AND ACCESSORIES

- Double Door Lockers do not include shelves. Adjustable shelves available
- Choose from keyed locks, electronic locks, or hasp locks
- Peel-and-stick door number plates .030 acrylic 1" h x 2"w, surface color in brushed aluminum imprinted in black with any combination of numbers needed to permanently identify individual locker doors
- Common laminate tops
- Locker ganging kit, for ganging lockers side-to-side

PLUG 'N PLAY USB CHARGING

- Plug and play components
- Preconfigured kits for easy ordering
- 110v plug in feed for up to 8 lockers
- Total 25W power output
- Intelligent USB Type C with Power Delivery
- Reversible USB Type A with Fast Charge
- Internal overload protection
- LED Power Delivery indication



Double Lockers

LOCKS

Choose from keyed, electronic, mechanical or hasp locks

<https://www.greatopenings.com/finish-center/locks>

- **Keyed Lock:** standard lockers include randomly-assigned UM Series locks - black-faced, master-keyed, and core-removable. Other key series locks include bright nickel LL, and Knoll K
- **Hasp Lock:** may be used instead of a keyed or electronic lock and are available as an integrated pull or with the A: Full Pull. To order, specify "Hasp Lock" in the product description on your purchase order and add \$55 list per door to the keyed locker price
- **Electronic Lock:** touch pad electronic operation may be programmed to either fixed or revolving mode
- **Digi Mini Lock:** touch pad electronic operation
- **Mini RFID Lock:** touch RFID operation with programming and manager key control
- **Mechanical Lock:** dial mechanism with 10,000 combinations, no batteries required



UM Series
(Standard)



LL Series



SL Series



K Series



Hasp
Lock



A - Full Pull



S - Satin Nickel
Loop Pull
Square Front



Q - Bar Pull
Square Front



E-Lock
Square Front or
A-Full Pull



E-Lock Mini Keypad
Square Front



E-Lock Mini RFID
Square Front



Mechanical
Square Front

Helpful Hint:

When specifying E-Lock RFID, Programming and Managers Keys are required to operate these locks. See page 57 of the pricebook online to order these key management accessories.



Double Lockers

Part #	Description	Base Price	Laminate Door	E-Lock	E-Lock Mini	E-Lock RFID	Mech lock	Hasp	Slope Top	Pkg Wt	Pkg Cube
3NH7	2 Door 65-7/8"h x 18"d x 12"w	\$1,741	+\$851	+\$894	+\$622	+\$794	+\$622	+\$110	+\$274	83 lb	11 ft
2NH7	2-Door 65-7/8"h x 24"d x 12"w	\$1,811	+\$851	+\$894	+\$622	+\$794	+\$622	+\$110	+\$274	101 lb	14.3 ft
4YH7	2 Door 65-7/8"h x 18"d x 15"w	\$1,805	+\$979	+\$894	+\$622	+\$794	+\$622	+\$110	+\$279	86 lb	13.4 ft
3YH7	2-Door 65-7/8"h x 24"d x 15"w	\$1,878	+\$979	+\$894	+\$622	+\$794	+\$622	+\$110	+\$279	106 lb	17.4 ft
2PH7	2 Door 65-7/8"h x 18"d x 18"w	\$1,816	+\$1,067	+\$894	+\$622	+\$794	+\$622	+\$110	+\$293	94 lb	15.2 ft
8SH7	2-Door 65-7/8"h x 24"d x 18"w	\$1,889	+\$1,067	+\$894	+\$622	+\$794	+\$622	+\$110	+\$293	115 lb	20.4 ft

Hinge

L Left
R Right

Available Locks

UM (default)
LL
K
E

Available Fronts

A Full Pull
S Satin Nickel Loop
Q Bar Pull
E Electronic Lock
V Venting (select A, S, Q pull, or electronic lock)
M Mail Slot (select A, S, Q pull, or electronic lock)

Note: When selecting E-lock only E or A fronts can be used

E-Lock Mini and RFID are integral pulls on square front only

Paint & Laminate

See Finish Center for available options

All single wide lockers need to be anchored or ganged together to meet BIFMA stability requirements.

