



Great Openings Laminate Storage Products Price List



Prices Effective June 1, 2025

greatopenings.com

Updates and revisions to this book:

Date	Page	Update
3-12-26	14	Addition of Stack Shelving
6-17-26		Update to Product Storage Fee



Specification Guide

- 4 Laminates
- 6 Metal Colors
- 6 Fabrics
- 7 Keyed Locks
- 8 Key Alike
- 9 Product Care and Maintenance

Personal Storage & Pedestals

- 10 Mobile Pedestal
- 11 Chester
- 12 Glider
- 13 Base Cabinets
- 14 Laminate Stack Shelving
- 15 Straight Bookcases with Peforated Steel Back
- 16 Curved Bookcases with Peforated Steel Back

Lockers

- 17 Single Lockers
- 18 Double Lockers
 - Z-Lockers
- 19 Quad Lockers
- 20 Cubby Lockers
- 21 Open Cubby Lockers
- 22 Electronic and Mechanical Pulls
- 23 Interior Dimensions
- 24 Accessories
- 25 Common Tops
- 26 Filler Panels

27 Commercial Terms & Conditions

Great Openings
902 E. 4th Street
Ludington, MI 49431
Customer Service:
Phone: 888-712-8582
goorders@greatopenings.com
greatopenings.com

Great Openings Laminate Program

Great Openings offers the laminates listed below, at a standard price and lead time. We also make it easy to order other laminates and edge bands, as described below as "Special Laminates". For memo samples, please go to wilsonart.com or formica.com.

HPL and TFL Laminates

<https://www.greatopenings.com/finish-center/standard-laminates/>

GO Part #	HPL Laminate	Brand Code
DWDW	Designer White	Wilsonart D354-60 HPL
BK BK	Black	Wilsonart 1595-60 HPL
FGFG	Fashion Grey	Wilsonart 381-60 HPL
SGSG	Shadow	Wilsonart D96-60 HPL
DMGH	Slate Grey	Wilsonart D91-60 HPL
DZDZ	Desert Zephyr	Wilsonart 4841-60 HPL
SLSL	Steel Mesh	Wilsonart 4879-38 HPL
GYGY	Grey Mesh	Wilsonart 4877-38 HPL
B4B4	Bleached Legno	Formica 8845-58 HPL
NNNN	Neutral Twill	Formica 8826-58 HPL
S8S8	Sarum Twill	Formica 8827-58 HPL
BGBG	Brighton Walnut	Wilsonart 7922K-07 HPL
RHRH	River Cherry	Wilsonart 7937-38 HPL
BCBC	Biltmore Cherry	Wilsonart 7924K-07 HPL
WCWC	Wild Cherry	Wilsonart 7054-60 HPL
KMKM	Kensington Maple	Wilsonart 10776-60 HPL

GO Part #	TFL Laminate	Brand Code
M-1573-60	Frosty White	Wilsonart M-1573-60
M-BK BK	Black	Wilsonart M-1595-60
M-FGFG	Fashion Grey	Wilsonart M-381-60

Special Laminates

When you need a laminate or edge band that's not included in our Standard Laminates & Edges, call Great Openings to request a special quote and lead-time. We have access to WilsonArt®, Formica®, Nevamar®, Pionite® and many more.

Please note that special laminates or edges will require additional charges, lead-time, and minimum order quantities.

When it's time to place your custom laminate order, include the following information on your PO:

- name of your laminate and edge
- manufacturer names
- pattern names
- identification numbers

Special laminates and edges cannot be changed or canceled after the order has been confirmed by our Customer Service Department and an order acknowledgment has been sent.

Standard Work Surface Specifications

Specifications for (HPL) high pressure laminate work surfaces, cabinet tops, and drawer fronts

- Industrial grade particleboard, single-sided decorative laminate overlay
- High performance, high pressure laminate backer
- California Air Regulation Board Compliant to Phase 2. FSC Controlled Wood Status
- Water based, formaldehyde free, GREENGUARD® certified adhesive
- Finished thickness of horizontal application work surfaces is 1.2"
- Finished thickness of vertical application drawer fronts and doors is .8"
- Edge bands are 2mm or 3mm

Specifications for (HPL) high pressure laminate doors

- Identical to the specification shown above, except doors feature two-sided decorative high pressure laminate, so the appearance is identical inside and out

Specifications for (TFL) thermal fused laminates for drawer fronts and doors

- TFL is a cost effective, durable product used on vertical services such as drawer fronts and doors
- TFL offers the same abrasion resistance as High Pressure Laminate and slightly less impact resistance, therefore it's appropriate for use on drawer fronts and doors. Thermal Fused Laminates do not meet NEMA specification requirements, scratch resistance, or ball drop tests
- Doors feature two-sided decorative TFL, so the appearance is identical inside and out
- California Air Regulation Board Compliant to Phase 2. FSC Controlled Wood Status
- Finished thickness of TFL drawer fronts and doors is .75"
- Edge bands are 2mm or 3mm (identical to those used on HPL fronts)

METAL COLORS

All Great Openings products are finished with a hybrid powder formula (epoxy and polyester), which ensures an exceptionally durable, consistent finish. Simply select from our 72 Standard Colors, Industry Favorites (viewed online), or Custom Colors.

72 STANDARD COLORS

All at standard lead times and price, standard colors are smooth, except those identified as textured.

Allsteel		Steelcase		Knoll		Dwelling Color Palette	
0217	Brilliant White	0995	Arctic White Textured	0968	Beige Mist Metallic	03Q9	Special Gray
01A7	Champagne Metallic	0668	Black Textured	02Z2	Bright White Smooth	03Q7	Bracing Blue
0073	Cloud	0044	Black	02Z3	Bright White Textured	03Q8	Honest Blue
0232	Driftwood	0998	Carbon Metallic Textured	02Y7	Brown	03Q0	Retreat
0231	Flint	0678	Fieldstone Textured	0623	Folkstone Grey	03Q1	Riverway
0536	Loft	0722	Midnight Textured	0188	Medium Grey	03P9	Independent Gold
0683	Muslin	02A4	Milk	02Y6	Medium Metallic Grey	03Q4	Jonquil
0345	Parchment	0666	Platinum Metallic	0756	Sandstone	03P8	Garden Sage
0166	Platinum Metallic	0705	Sterling Metallic	02X9	Silver Metallic	03Q5	Emberglow
0239	Fossil	0280	Warm White	0030	Soft Grey	03Q3	Chamois
						03Q6	Brandywine
						03Q2	Antique Red
Herman Miller		Haworth		Teknion			
0256	Black Umber	0159	Beige	02M0	Arctic Textured		
0257	Light Grey	02Z8	Cement Textured	02X5	Espresso Textured		
0004	Medium Tone	0141	Chalk	02M3	Granite		
0001	Dark Tone	0006	Charcoal	02A3	Grey		
0744	Metallic Champagne	0547	Graphite	02U2	Latte Textured		
0666	Silver Metallic	0205	Greystone	02M2	Nevada		
02L6	Soft White	02Z9	Grout Textured	02X7	Platinum Metallic		
0784	Warm Grey Neutral	0112	Putty	02Z0	Satin Black		
0348	Innertone Light	02Y9	Silver Metallic	02X4	Silver Textured		
		0131	Smoke	02N0	Storm White Textured		

CUSTOM COLORS

When you need a color that's not included in our 72 Standard Colors or Industry Favorites, simply send us a paint chip and we'll get it matched. A special lead time or cost will likely be included, but we can almost certainly supply exactly the color you need.

- No minimum order size on Custom Colors
- Custom Color up-charge is applied on a per unit basis
- Minimum lead-time is 15 working days after we receive your written color approval
- We must receive a purchase order before exchanging custom color samples.

Check our website for Custom Color Idea Starters, a sampling of trending new custom colors!

Here's how it works for custom colors:

1. Along with your purchase order, send us a 2" X 2" sample of your desired Custom Color (a metal chip is best, but often a laminate or paper sample will work).
2. We'll work with our paint suppliers to find a match, a process that typically takes 10 to 15 business days. Then we'll send a metal sample of our recommended paint color back to you, along with a sign-off sheet, total net up-charge, and lead-time requirements.
3. You'll return the sign-off sheet, we'll send you an order acknowledgment, and away we go!

Two-tone cabinets, with fronts painted a different color than the cabinet are available. Contact Sales for a quote.

Please note: Our objective is to order exactly the correct amount of paint for each order so that we can offer you the lowest possible price. For this reason, if you happen to order the same custom color again weeks, months, or years later, paint inventory will likely not exist and any additional costs will once again be charged per unit, no matter the order size.

FABRICS

Fabrics

Great Openings has graded programs with C.F. Stinson and Maharam, and fabric swatches may be ordered directly from them. Please check greatopenings.com for our current fabrics and grades.

For your convenience, we display 28 C.F. Stinson fabrics in our finish card and price book, just to make it simple to pick a low texture, solid color, 100% polyester fabric. All of these "standard" fabrics are priced at GRADE 1.

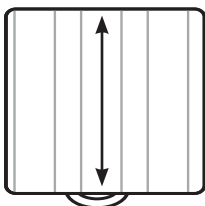
GO Part #	Fabric	C.F. Stinson New Hempstead #	GO Part #	C.F. Stinson Sprint Fabric	GO Part #	C.F. Stinson Sprint Fabric
7A	Black	NH333	64020	Mist	64030	Rust
8Q	Azure	NH359	64021	Ivory	64031	Nocturne
7C	Nickel	NH361	64022	Quarry	64032	Storm
7J	Steel	NH366	64023	Turquoise	64033	Driftwood
7K	Navy	NH369	64024	Gold	64034	Cherry
8R	Red Red Wine	NH389	64025	Twig	64035	Cordovan
7B	Grey	NH395	64026	Graphite	64036	Blackberry
8M	Cocoa	NH424	64027	Fern	64037	Peat
8L	Galaxy	NH509	64028	Breeze	64038	Abyss
			64029	Blaze		

For memo samples, contact C.F. Stinson at 800-841-6279 or see www.cfstinson.com.

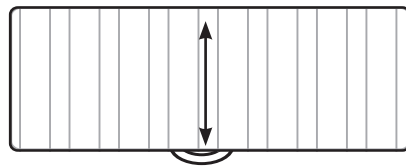
Fabric Specifications

Contents..... 100% polyester
 Finish..... Soil and stain protective finish
 Abrasion Resistance (astm d-4157) Exceeds 100,000 (Bryant Park), and 800,000
 (New Hempstead) double rubs (heavy duty Wyzenbeek Method)
 Color Fastness - Light (aatcc-16)..... 40 hours class 4 minutes (New Hempstead), and 5 minutes (Bryant Park)
 - Crocking (aatcc-8) (dry) class 4.5 minutes (wet) class 4.5 minutes
 Flammability:
 - Calif. 191-53 Tech. Bulletin 117, Section E..... Passes
 - UFAC and BIFMA Class 1
 Cleaning (w-s)..... Professional service is recommended or use water-based agents

Unless otherwise specified, the fabric grain on all cushions will be applied "front-to-back" as shown below.









Pedestal



Cubbys

KEYED LOCKS

	UM (G) (our standard lock)	LL (Z)	SL (H)	ML (H)	HW (Z)	K (G)
						
	Black Patent	Satin Nickel, Scalloped	Grey Scalloped	Grey Scalloped	Satin Nickel, Scalloped	Black Patent
Compatible with which other Manufacturers?	Herman Miller	None	Haworth SL (Not Available on Chester)	Haworth ML (Not Available on Chester)	Haworth HW	Knoll Series
Interchangeable with other manufacturers' locks?	Interchangeable key and core	N/A	Interchangeable key and core	Interchangeable key and core	N/A	You cannot interchange K Series cores between Great Openings and Knoll products, but our "K" keys will operate Knoll's "K" locks, and vice versa
Description	As standard, all GO products are shipped with a randomly-assigned UM lock, which is black, master-keyed, and core removable	The LL lock is master-keyed and core removable	There is no master-key available for SL locks	Great Openings does not offer the Haworth ML series lock, but Haworth's ML lock cores will operate in our SL Lock mechanism Order the SL lock and then replace the cores and keys with ML in the field. It is the dealer's responsibility to source and provide the ML cores and keys	Great Openings does not offer the Haworth HW series lock, but Haworth's HW lock cores will operate in our LL Lock mechanism Order the LL lock and then replace the cores and keys with HW in the field. It is the dealer's responsibility to source and provide the HW cores and keys	Our K Series cores and keys will operate the Knoll K Series locks Order the UM Series lock and then replace the cores and keys with K Series in the field We support a key range of K-001 through K-100; should you require numbers K-101 through K-250, please contact Customer Service
How to order	No special instructions are needed No extra charge	You must clearly specify "LL Series Locks" on your purchase order No extra charge	You must clearly specify "Haworth SL Series Locks" on your purchase order No extra charge	You must clearly specify "Haworth SL Series Locks" on your purchase order No extra charge	You must clearly specify "LL Series Locks" on your purchase order No extra charge	When ordering the product, no need for special ordering instructions; GO products ship as standard with UM locks You must also order K Series cores and keys separately, either random or with specified key codes No extra charge
Key # range	226 to 425 (408 & 412 not available)	226 to 425 (408 & 412 not available)	1 to 300	N/A	N/A	1 to 250
When shipped....	UM core and key are randomly assigned	LL core and key are randomly assigned	SL core and key are randomly assigned	SL core and key are randomly assigned	LL core and key are randomly assigned	Products are shipped with UM Series lock housing, cores and keys
Key alike service available? (cores and keys will ship separately)	Yes, no charge Specify the desired key sequence on your PO, or specify "random"	Yes, no charge Specify the desired key sequence on your PO, or specify "random"	Yes, no charge Specify the desired key sequence on your PO, or specify "random"	No	No	Yes, no charge Specify the desired key sequence on your PO, or specify "random"
At installation....	No extra steps are needed	No extra steps are needed	No extra steps are needed	Remove and dispose of the SL cores and keys, then replace with ML cores and keys	Remove and dispose of the LL cores and keys, then replace with HW cores and keys	Remove and dispose of the UM Series cores and keys, then replace with K Series cores and keys

Key-Alike Order Form



Type or write in your requests. If you have typed in the form, save and email as an attachment to goorders@greatopenings.com. If you have filled out form by hand, please scan and email.

Date _____ Order Entry # _____
 PO# _____ Notes _____

CUSTOMER INFORMATION

Company _____
 Contact Name _____
 Address _____
 City _____ State _____ Zip _____

SHIPPING INFORMATION

Company _____
 Address _____
 City _____ State _____ Zip _____

CORE KEY UM LL Knoll SL Quantity _____

KEYED ALIKE

_____ Sets of _____ keyed alike	_____ Sets of _____ keyed alike
_____ Sets of _____ keyed alike	_____ Sets of _____ keyed alike
_____ Sets of _____ keyed alike	_____ Sets of _____ keyed alike
_____ Sets of _____ keyed alike	_____ Sets of _____ keyed alike
_____ Sets of _____ keyed alike	_____ Sets of _____ keyed alike

Key-Alike Process and Charges:

- Your key-alike request can be ordered on the original purchase order or under separate cover.
- Key-alike requests for the UM, SL, LL and K Series locks are processed at no charge as long as the quantity of key/core sets match the quantity of cabinets.
- When including the UM, SL, and LL Series locks, products will be shipped with randomly assigned cores/keys. Your key-alike requests for all lock series will be shipped separately and labeled to allow for easy change-out in the field, after the product is installed.
- A core-removal key is provided at no charge with each key-alike request.
- Additional keys, cores, master keys, and core keys may be purchased separately. The cost is \$6 net per item, plus \$20 net for shipping costs.

When ordering products to be keyed-alike, include this Key Order Form with your purchase order.

TAGGED AND LABELED KEY SETS

Line	Type	Core Number	Quantity	Tagging Information
1				
2				
3				
4				
5				
6				
7				
8				
9				
10				
11				
12				
13				
14				
15				

This guide provides specific information to keep your Great Openings and Sparkeology products like new. With proper care, you can expect years of trouble-free use.

Cleaning Painted Metal

1. Apply a small amount of nonabrasive cleaner such as Simple Green®, Windex®, or 409®, using a paper towel or a clean, dry, lint-free microfiber cloth.
2. Rub gently to remove dirt.
3. Wipe clean using a new paper towel or cloth.

Cleaning Laminate

1. Apply a vinegar-and-water solution to a paper towel or a clean, lint-free microfiber cloth.
2. Gently wipe the surface to remove any surface dust. Caution: do not use furniture polish that contains waxes and oils on laminate surfaces. Do not use bleached-based cleaners on laminate as it may discolor. Do not use hard bristle brushes that may scratch the surface.
3. To spot clean laminate, use a mild soap-and-water solution or Windex®.
4. Rub the soiled area in the direction of the grain. If no grain is present, rub in a circular motion.

Cleaning Fabric

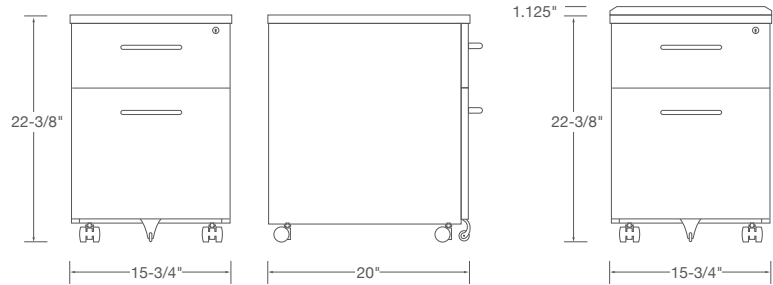
1. Regularly clean your fabric by vacuuming or light brushing.
2. Always check the fabric-specific cleaning instructions before deciding which cleaning product to use.
3. Test the cleaning product in an inconspicuous area first to guard against color bleeding or fabric shrinkage.

PERSONAL STORAGE

Mobile Laminate Pedestal



- Available in 16 standard laminate finishes
- 5th wheel on bottom drawer to prevent tipping
- Includes black 37mm casters (2) locking and (2) non-locking
- Full extension slides include anti-rebound and quick disconnect features
- Drawers can accommodate letter, legal, and ledger filing. Legal and ledger filing require a file drawer divider, sold separately
- Cushion top uses hook and loop attachment



Description	H	D	W	Pkg Wt	Pkg Cube	Part #	Lock	Front	Part #	Fabric #	Lam/Edge	List Price	GR 1 Price	GR 2 Price	GR 3 Price	GR 4 Price	GR 5 Price	COM Price
TFL Top with Box File	22-3/8	20	15-3/4	68 lb	7.6 ft	WT	?	?	1403	n/a	?	\$1,216	-	-	-	-	-	-
HPL Top with Box File	22-3/8	20	15-3/4	68 lb	7.6 ft	WE	?	?	1403	n/a	?	\$1,562	-	-	-	-	-	-
Cushion Top	1-1/8	20	15-3/4	68 lb	7.6 ft				106815	?	n/a	-	\$104	\$189	\$224	\$268	\$288	\$99

Pedestal Accessories Sold Separately

- Individual pedestal accessories, described above, are packaged and sold separately

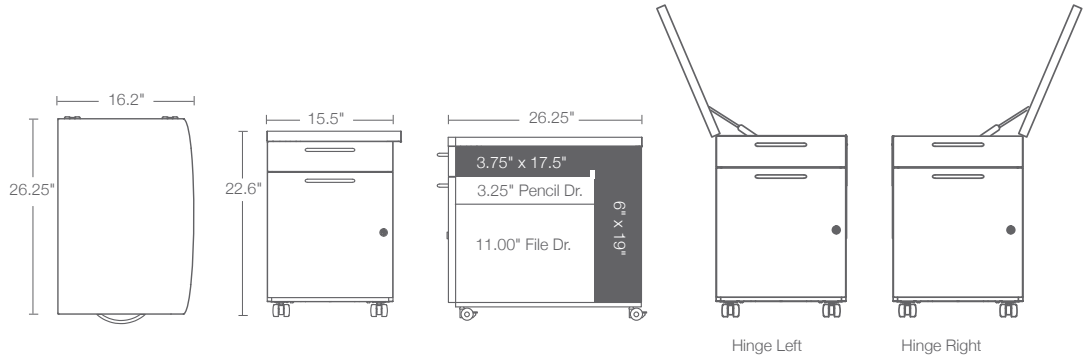
Description	Pkg Weight	Pkg Cube	Part #	Price
single pencil tray	.5 lb	4.3	VMEX 000 29-1	\$21
single box drawer divider	.25 lb	1.7	ECOX 1070-1	\$15
single file drawer divider	.75 lb	4.3	ECOX 1071-1	\$21

PERSONAL STORAGE

Chester Laminate Storage



- Includes black 37mm casters (2) locking and (2) non-locking
- A concealed top drawer is accessible when bottom drawer is open
- Full depth rear storage well for bags and larger items
- Curved profile hinged cushion includes gas cylinder pneumatic guide, with easy-down mechanism
- Markerboard panel on underside of top
- A grommet is located in the top back of the cabinet



LAMINATE- TFL

H	D	W	Caster Style	Hinge Location	Pkg Wt	Pkg Cube	Part #	Lock	Front	Part #	Lam/Edge Fabric	GR 1 Price	GR 2 Price	GR 3 Price	GR 4 Price	GR 5 Price	COM Price
22.6	26.25	16.2	black	left	68 lb	5.9 ft	WTFLL	?	?	6565C	? ?	\$1,789	\$1,874	\$1,916	\$1,960	\$1,980	\$1,784
22.6	26.25	16.2	black	right	68 lb	5.9 ft	WTFRR	?	?	6565C	? ?	\$1,789	\$1,874	\$1,916	\$1,960	\$1,980	\$1,784

LAMINATE- HPL

H	D	W	Caster Style	Hinge Location	Pkg Wt	Pkg Cube	Part #	Lock	Front	Part #	Lam/Edge Fabric	GR 1 Price	GR 2 Price	GR 3 Price	GR 4 Price	GR 5 Price	COM Price
22.6	26.25	16.2	black	left	68 lb	5.9 ft	WEGLL	?	?	6565C	? ?	\$2,290	\$2,382	\$2,417	\$2,461	\$2,481	\$2,285
22.6	26.25	16.2	black	right	68 lb	5.9 ft	WEGR	?	?	6565C	? ?	\$2,290	\$2,382	\$2,417	\$2,461	\$2,481	\$2,285

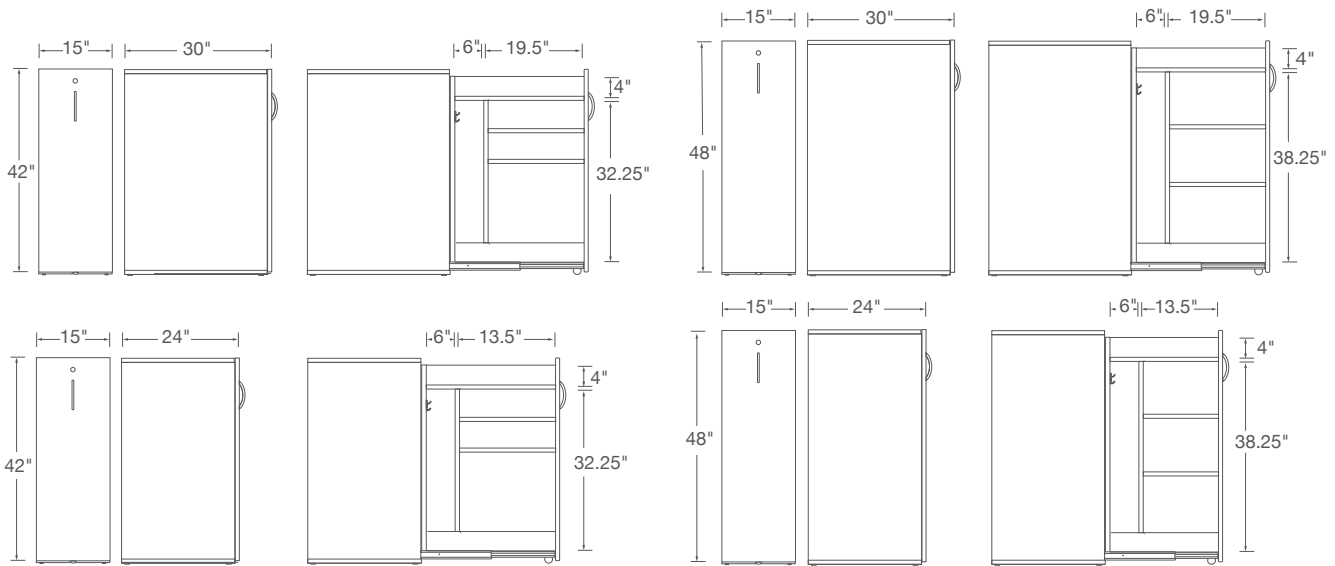
PERSONAL STORAGE

Laminate Glider Workspace Storage

- All Great Openings products meet or exceed applicable ANSI-BIFMA standards for durability and safety
- Includes a fixed shelf on top and two adjustable shelves
- Concealed pantry slides and wheels to promote smooth cassette operation
- Full extension slides include anti-rebound features
- Coat compartment includes a single two-pronged hook
- Four leveling glides with 7/8" adjustment ensure proper alignment and operation
- Exterior HPL in standard GO laminates, TFL in Fashion Grey, Black or Frosty White
- Interior TFL on all models in Frosty White

LOCK SYSTEM

- Includes UM series locks, keyed alike, black-faced, master-keyed, and core-removable (may be keyed-alike in the field)
- Other key series are available, including Haworth SL, bright nickel LL, and Knoll K



Right Access
Shown Above

Description	H	D	W	Pkg Wt	Pkg Cube	Part #	H = HPL T = TFL	Lock	Front	Part #	TFL List Price	HPL List Price
Glider Left Access (When Seated)	42	24	15			WL	?	?	?	G124	\$3,001	\$3,857
Glider Right Access (When Seated)	42	24	15			WR	?	?	?	G124	\$3,001	\$3,857
Glider Left Access (When Seated)	42	30	15			WL	?	?	?	G130	\$3,187	\$3,946
Glider Right Access (When Seated)	42	30	15			WR	?	?	?	G130	\$3,187	\$3,946
Glider Left Access (When Seated)	48	24	15			WL	?	?	?	G224	\$3,047	\$3,903
Glider Right Access (When Seated)	48	24	15			WR	?	?	?	G224	\$3,047	\$3,903
Glider Left Access (When Seated)	48	30	15			WL	?	?	?	G230	\$3,237	\$3,996
Glider Right Access (When Seated)	48	30	15			WR	?	?	?	G230	\$3,237	\$3,996

LAMINATE BASE STORAGE CABINETS

Laminate Mobile Cabinets

- Available in 16 laminates (HPL) with matching 3mm edge bands
- Magnetic option is recessed into sides to allow quick pairing
- 4" locking casters
- UM black lock
- Adjustable shelf



H	D	W	Description	Part #	Front	Lam/Edge #	List Price
30	24	30	Mobile Cabinet 2 Doors Magnets On Both Sides	EBBC-302430	?	?	\$2,863
30	24	36	Mobile Cabinet 2 Doors Magnets On Both Sides	EBBC-302436	?	?	\$3,061
30	24	48	Mobile Cabinet 2 Doors Magnets On Both Sides	EBBC-302448	?	?	\$3,373
36	24	30	Mobile Cabinet 2 Doors Magnets On Both Sides	EBBC-362430	?	?	\$3,061
36	24	36	Mobile Cabinet 2 Doors Magnets On Both Sides	EBBC-362436	?	?	\$3,260
36	24	48	Mobile Cabinet 2 Doors Magnets On Both Sides	EBBC-362448	?	?	\$3,571
30	24	30	Mobile Cabinet 2 Doors No Magnets	EBNC-302430	?	?	\$2,779
30	24	36	Mobile Cabinet 2 Doors No Magnets	EBNC-302436	?	?	\$2,976
30	24	48	Mobile Cabinet 2 Doors No Magnets	EBNC-302448	?	?	\$3,260
36	24	30	Mobile Cabinet 2 Doors No Magnets	EBNC-362430	?	?	\$2,976
36	24	36	Mobile Cabinet 2 Doors No Magnets	EBNC-362436	?	?	\$3,146
36	24	48	Mobile Cabinet 2 Doors No Magnets	EBNC-362448	?	?	\$3,430

Laminate Base Cabinets

- Available in 16 laminates (HPL) with matching 3mm edge bands
- UM black lock
- Adjustable shelf

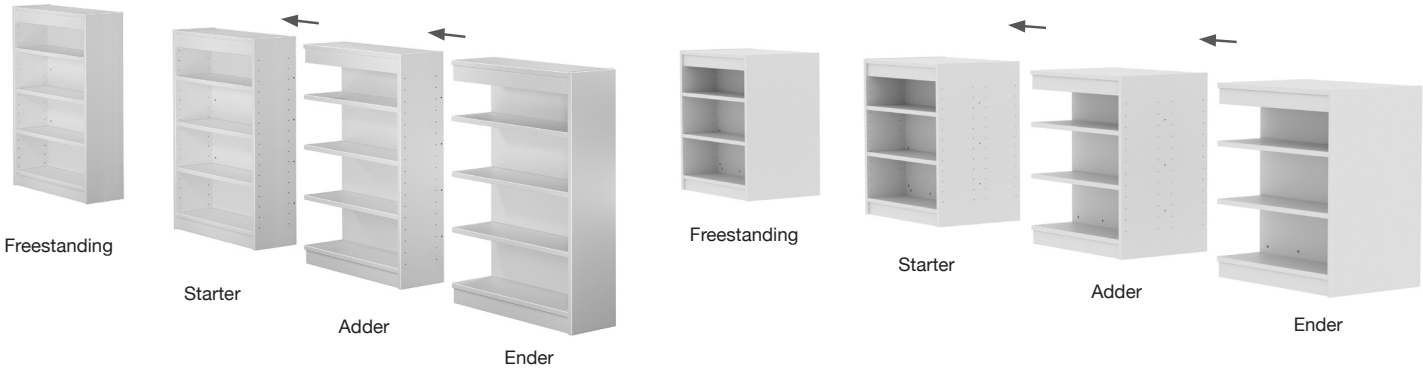


H	D	W	Description	Part #	Front	Lam/Edge #	List Price
30	24	30	Base Cabinet, 2 Doors, No Magnets	EBNN-302430	?	?	\$2,063
30	24	36	Base Cabinet, 2 Doors, No Magnets	EBNN-302436	?	?	\$2,200
30	24	48	Base Cabinet, 2 Doors, No Magnets	EBNN-302448	?	?	\$2,449
36	24	30	Base Cabinet, 2 Doors, No Magnets	EBNN-362430	?	?	\$2,234
36	24	36	Base Cabinet, 2 Doors, No Magnets	EBNN-362436	?	?	\$2,347
36	24	48	Base Cabinet, 2 Doors, No Magnets	EBNN-362448	?	?	\$2,608

LAMINATE STACK SHELVING

Laminate Stack Shelving

- Available in 16 laminates (HPL) with matching 3mm edge bands
- Combinations begin with a starter, and continue using adders and finishes with an ender
- Adjustable shelves
- To ensure stability, freestanding shelving should be installed against a wall or other solid object



H	D	W	Description	Part #	Lam/ Edge #	Price
29	12	36	Single sided HPL freestanding shelving, 1 fixed, 1 adj. lam. shelf	EFSS-291236	?	\$1,548
40	12	36	Single sided HPL freestanding shelving, 1 fixed, 2 adj. lam. shelves	EFSS-401236	?	\$2,083
51	12	36	Single sided HPL freestanding shelving, 1 fixed, 3 adj. lam. shelves	EFSS-511236	?	\$2,611
66	12	36	Single sided HPL freestanding shelving, 1 fixed, 4 adj. lam. shelves	EFSS-661236	?	\$3,079
77	12	36	Single sided HPL freestanding shelving, 1 fixed, 5 adj. lam. shelves	EFSS-771236	?	\$3,426
29	24	36	Double sided HPL freestanding shelving, 1 fixed, 1 adj. lam. shelf per face	EFSD-292436	?	\$2,550
40	24	36	Double sided HPL freestanding shelving, 1 fixed, 2 adj. lam. shelves per face	EFSD-402436	?	\$3,266
51	24	36	Double sided HPL freestanding shelving, 1 fixed, 3 adj. lam. shelves per face	EFSD-512436	?	\$4,303
66	24	36	Double sided HPL freestanding shelving, 1 fixed, 4 adj. lam. shelves per face	EFSD-662436	?	\$4,627
77	24	36	Double sided HPL freestanding shelving, 1 fixed, 5 adj. lam. shelves per face	EFSD-772436	?	\$4,705
29	12	36	Single sided HPL starter shelving, 1 fixed, 1 adj. lam. shelf	ESSS-291236	?	\$1,559
40	12	36	Single sided HPL starter shelving, 1 fixed, 2 adj. lam. shelves	ESSS-401236	?	\$2,094
51	12	36	Single sided HPL starter shelving, 1 fixed, 3 adj. lam. shelves	ESSS-511236	?	\$2,622
66	12	36	Single sided HPL starter shelving, 1 fixed, 4 adj. lam. shelves	ESSS-661236	?	\$3,091
77	12	36	Single sided HPL starter shelving, 1 fixed, 5 adj. lam. shelves	ESSS-771236	?	\$3,437
29	24	36	Double sided HPL starter shelving, 1 fixed, 1 adj. lam. shelf per face	ESSD-292436	?	\$2,561
40	24	36	Double sided HPL starter shelving, 1 fixed, 2 adj. lam. shelves per face	ESSD-402436	?	\$3,277
51	24	36	Double sided HPL starter shelving, 1 fixed, 3 adj. lam. shelves per face	ESSD-512436	?	\$4,314
66	24	36	Double sided HPL starter shelving, 1 fixed, 4 adj. lam. shelves per face	ESSD-662436	?	\$4,638
77	24	36	Double sided HPL starter shelving, 1 fixed, 5 adj. lam. shelves per face	ESSD-772436	?	\$4,716
29	12	36	Single sided HPL Adder shelving, 1 fixed, 1 adj. lam. shelf	EASS-291236	?	\$1,526
40	12	36	Single sided HPL Adder shelving, 1 fixed, 2 adj. lam. shelves	EASS-401236	?	\$1,851
51	12	36	Single sided HPL Adder shelving, 1 fixed, 3 adj. lam. shelves	EASS-511236	?	\$2,077
66	12	36	Single sided HPL Adder shelving, 1 fixed, 4 adj. lam. shelves	EASS-661236	?	\$2,743
77	12	36	Single sided HPL Adder shelving, 1 fixed, 5 adj. lam. shelves	EASS-771236	?	\$3,184
29	24	36	Double sided HPL Adder shelving, 1 fixed, 1 adj. lam. shelf per face	EASD-292436	?	\$2,220
40	24	36	Double sided HPL Adder shelving, 1 fixed, 2 adj. lam. shelves per face	EASD-402436	?	\$2,831
51	24	36	Double sided HPL Adder shelving, 1 fixed, 3 adj. lam. shelves per face	EASD-512436	?	\$3,261
66	24	36	Double sided HPL Adder shelving, 1 fixed, 4 adj. lam. shelves per face	EASD-662436	?	\$4,153
77	24	36	Double sided HPL Adder shelving, 1 fixed, 5 adj. lam. shelves per face	EASD-772436	?	\$4,231
29	12	36	Single sided HPL Ender shelving, 1 fixed, 1 adj. lam. shelf	EESS-291236	?	\$1,509
40	12	36	Single sided HPL Ender shelving, 1 fixed, 2 adj. lam. shelves	EESS-401236	?	\$1,888
51	12	36	Single sided HPL Ender shelving, 1 fixed, 3 adj. lam. shelves	EESS-511236	?	\$2,120
66	12	36	Single sided HPL Ender shelving, 1 fixed, 4 adj. lam. shelves	EESS-661236	?	\$2,807
77	12	36	Single sided HPL Ender shelving, 1 fixed, 5 adj. lam. shelves	EESS-771236	?	\$3,254
29	24	36	Double sided HPL Ender shelving, 1 fixed, 1 adj. lam. shelf	EESD-292436	?	\$2,262
40	24	36	Double sided HPL Ender shelving, 1 fixed, 2 adj. lam. shelves per face	EESD-402436	?	\$3,078
51	24	36	Double sided HPL Ender shelving, 1 fixed, 3 adj. lam. shelves per face	EESD-512436	?	\$3,334
66	24	36	Double sided HPL Ender shelving, 1 fixed, 4 adj. lam. shelves per face	EESD-662436	?	\$4,241
77	24	36	Double sided HPL Ender shelving, 1 fixed, 5 adj. lam. shelves per face	EESD-772436	?	\$4,320

BOOKCASES

Single & Double Sided Straight Mobile Bookcases

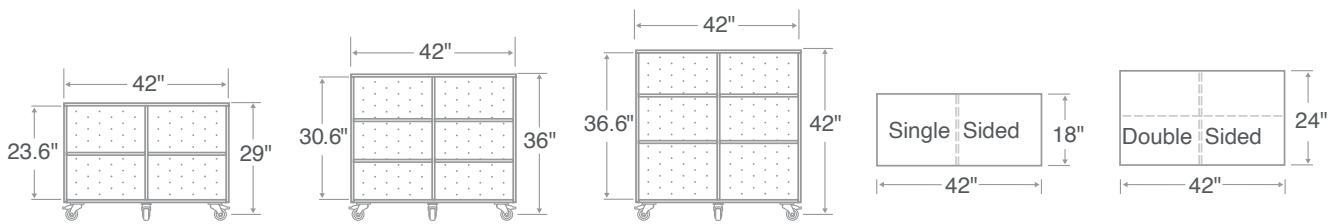
Laminate with Metal Back Panel and Shelves



- Available in 16 laminates (HPL) with matching 3mm edge bands
- Adjustable metal shelves and perforated metal back available in 72 standard paint finishes
- Six 76mm locking casters
- Optional top mounted pull handles
- Optional side magnets for grouping bookcases



Double sided shown with handle and magnet upgrades



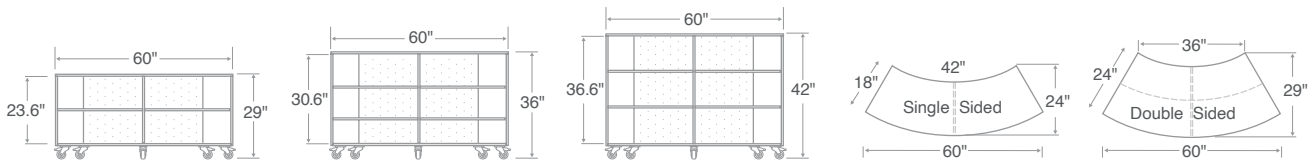

H	D	W	Description	Part #	+ Part # Metal Color	+ Part # Laminate Color	List Price
29	18	42	Single Sided Straight Mobile Bookcase With Metal Back Panel, 2 Adj Shelves, No Magnets, No Handles	EMSS-NN-291842	?	?	\$2,813
36	18	42	Single Sided Straight Mobile Bookcase With Metal Back Panel, 4 Adj Shelves, No Magnets, No Handles	EMSS-NN-361842	?	?	\$3,014
42	18	42	Single Sided Straight Mobile Bookcase With Metal Back Panel, 4 Adj Shelves, No Magnets, No Handles	EMSS-NN-421842	?	?	\$3,088
29	24	42	Double Sided Straight Mobile Bookcase With Metal Back Panel, 4 Adj Shelves, No Magnets, No Handles	EMSD-NN-292442	?	?	\$3,152
36	24	42	Double Sided Straight Mobile Bookcase With Metal Back Panel, 8 Adj Shelves, No Magnets, No Handles	EMSD-NN-362442	?	?	\$3,456
42	24	42	Double Sided Straight Mobile Bookcase With Metal Back Panel, 8 Adj Shelves, No Magnets, No Handles	EMSD-NN-422442	?	?	\$3,872
1.50	12		Add 2 Handles				\$202
			Add 4 Magnets				\$34

BOOKCASES

Single & Double Sided Curved Mobile Bookcases

Laminate with Metal Back Panel and Shelves

- Case and adjustable shelves available in 16 laminates (HPL) with matching 3mm edge bands
- Perforated metal back available in 72 paint finishes
- Six 76mm locking casters
- Optional satin nickel top mounted pull handles
- Optional recessed side magnets for grouping bookcases



H	D	W	Description	Part #	+ Part # Metal Color	+ Part # Lam Finish	List Price
29	18	60	Single Sided Mobile Curved Bookcase With Metal Back Panel, 2 Adj Shelves, No Magnets, No Handles	EMCS-NN-291860	?	?	\$4,726
36	18	60	Single Sided Mobile Curved Bookcase With Metal Back Panel, 4 Adj Shelves, No Magnets, No Handles	EMCS-NN-361860	?	?	\$5,345
42	18	60	Single Sided Mobile Curved Bookcase With Metal Back Panel, 4 Adj Shelves, No Magnets, No Handles	EMCS-NN-421860	?	?	\$5,629
29	24	60	Double Sided Mobile Curved Bookcase With Metal Back Panel, 4 Adj Shelves, No Magnets, No Handles	EMCD-NN-292460	?	?	\$5,345
36	24	60	Double Sided Mobile Curved Bookcase With Metal Back Panel, 8 Adj Shelves, No Magnets, No Handles	EMCD-NN-362460	?	?	\$5,952
42	24	60	Double Sided Mobile Curved Bookcase With Metal Back Panel, 8 Adj Shelves, No Magnets, No Handles	EMCD-NN-422460	?	?	\$6,378
			Add Handles				\$202
			Add Magnets				\$34



Laminate Single Lockers

- 27-3/4" high lockers include one adjustable shelf, but no coat rod or hooks
- 34-3/4" high locker includes coat hook and slots for adjustable shelves
- 39-7/8" high lockers include coat hooks or rods and optional shelves
- 51-3/8" and 65-7/8" high lockers include one adjustable shelf on top, with up to 12" clear height above the shelf
- The 18" deep lockers include (2) two-pronged coat hooks, one on each side. The 24" deep lockers include (1) side-to-side coat rod

Part #	Description	Base HPL Price	E-Lock & Pearl Lock	Nano E-Lock Mini Keypad	Mech Lock	Hasp	Pkg Wt	Pkg Cube
W4R28	27-3/4"h x 18"d x 12"w	\$1,778	+\$460	+\$320	+\$320	+\$55	40 lb	3.9 ft
W3X28	27-3/4"h x 18"d x 15"w	\$2,087	+\$460	+\$320	+\$320	+\$55	45 lb	5.9 ft
W3328	34-3/4"h x 18"d x 12"w	\$1,847	+\$460	+\$320	+\$320	+\$55	46 lb	4.3 ft
W4X28	34-3/4"h x 18"d x 15"w	\$2,181	+\$460	+\$320	+\$320	+\$55	51 lb	7.3 ft
W3P28	39-7/8"h x 18"d x 12"w	\$1,928	+\$460	+\$320	+\$320	+\$55	55 lb	6.5 ft
W8P28	39-7/8"h x 24"d x 12"w	\$1,964	+\$460	+\$320	+\$320	+\$55	66 lb	8.8 ft
W5X28	39-7/8"h x 18"d x 15"w	\$1,975	+\$460	+\$320	+\$320	+\$55	61 lb	8.3 ft
W6X28	39-7/8"h x 24"d x 15"w	\$2,025	+\$460	+\$320	+\$320	+\$55	72 lb	10.7 ft
W9P28	39-7/8"h x 18"d x 18"w	\$2,020	+\$460	+\$320	+\$320	+\$55	64 lb	9.7 ft
W7P28	39-7/8"h x 24"d x 18"w	\$2,087	+\$460	+\$320	+\$320	+\$55	77 lb	12.6 ft
W7M28	51-3/8"h x 18"d x 12"w	\$2,340	+\$460	+\$320	+\$320	+\$55	69 lb	8.24 ft
W6M28	51-3/8"h x 24"d x 12"w	\$2,447	+\$460	+\$320	+\$320	+\$55	83 lb	11 ft
W7X28	51-3/8"h x 18"d x 15"w	\$2,392	+\$460	+\$320	+\$320	+\$55	75 lb	10.4 ft
W8X28	51-3/8"h x 24"d x 15"w	\$2,506	+\$460	+\$320	+\$320	+\$55	90 lb	13.6 ft
W1P28	51-3/8"h x 18"d x 18"w	\$2,442	+\$460	+\$320	+\$320	+\$55	78 lb	12 ft
W9N28	51-3/8"h x 24"d x 18"w	\$2,563	+\$460	+\$320	+\$320	+\$55	89 lb	16.1 ft
W1N28	65-7/8"h x 18"d x 12"w	\$2,400	+\$460	+\$320	+\$320	+\$55	82 lb	11 ft
W9M28	65-7/8"h x 24"d x 12"w	\$2,507	+\$460	+\$320	+\$320	+\$55	100 lb	14.3 ft
W9X28	65-7/8"h x 18"d x 15"w	\$2,452	+\$460	+\$320	+\$320	+\$55	89 lb	13.4 ft
W1Y28	65-7/8"h x 24"d x 15"w	\$2,746	+\$460	+\$320	+\$320	+\$55	108 lb	17.4 ft
W8N28	65-7/8"h x 18"d x 18"w	\$2,854	+\$460	+\$320	+\$320	+\$55	93 lb	15.2 ft
W7N28	65-7/8"h x 24"d x 18"w	\$2,985	+\$460	+\$320	+\$320	+\$55	112 lb	20.4 ft

For customer specified electronic or RFID locks, please call for quote.

Hinge

- L Left
- R Right

Key Locks

See page 11 for available options

Available Fronts

- S Satin Nickel Loop
- Q Bar Pull
- E Electronic Locks - see page 60

Laminate

See page 4 for available options

All single wide lockers need to be anchored or ganged together to meet BIFMA stability requirements.



Laminate Double Door Lockers

- Each locker compartment includes (2) two-pronged coat hooks, one per side
- Both doors hinge together, either left or right
- The two locker doors are keyed randomly in the factory
- Optional adjustable shelves may be ordered separately

Part #	Description	Base HPL Price	E-Lock & Pearl Lock	Nano E-Lock Mini Keypad	Mech Lock	Hasp	Pkg Wt	Pkg Cube
W3NH7	2 Door 65-7/8"h x 18"d x 12"w	\$2,758	+\$920	+\$640	+\$640	+\$110	83 lb	11 ft
W2NH7	2-Door 65-7/8"h x 24"d x 12"w	\$2,868	+\$920	+\$640	+\$640	+\$110	101 lb	14.3 ft
W4YH7	2 Door 65-7/8"h x 18"d x 15"w	\$2,870	+\$920	+\$640	+\$640	+\$110	86 lb	13.4 ft
W3YH7	2-Door 65-7/8"h x 24"d x 15"w	\$2,984	+\$920	+\$640	+\$640	+\$110	106 lb	17.4 ft
W2PH7	2 Door 65-7/8"h x 18"d x 18"w	\$2,982	+\$920	+\$640	+\$640	+\$110	94 lb	15.2 ft
W8SH7	2-Door 65-7/8"h x 24"d x 18"w	\$3,099	+\$920	+\$640	+\$640	+\$110	115 lb	20.4 ft

For customer specified electronic or RFID locks, please call for quote.

Hinge	Key Locks	Available Fronts	Laminate	
L Left R Right	See page 11 for available options	S Satin Nickel Loop Q Bar Pull E Electronic Locks - see page 60	See page 4 for available options	All single wide lockers need to be anchored or ganged together to meet BIFMA stability requirements.



Laminate Z Lockers

- Each locker compartment includes a two-pronged coat hook and adjustable shelf
- Both doors hinge together, either left or right
- The two locker doors are keyed randomly in the factory

Part #	Description	Base HPL Price	E-Lock & Pearl Lock	Nano E-Lock Mini Keypad	Mech Lock	Hasp	Pkg Wt	Pkg Cube
WR9XZ2	Upper door right hinge 65-7/8"h x 18"d x 15"w	\$3,224	+\$920	+\$640	+\$640	+\$110	86 lb	13.4 ft
WL9XZ2	Upper door left hinge 65-7/8"h x 18"d x 15"w	\$3,224	+\$920	+\$640	+\$640	+\$110	86 lb	13.4 ft

Hinge	Key Locks	Available Fronts	Laminate	
L Left R Right	See page 11 for available options	S Satin Nickel Loop Q Bar Pull E Electronic Locks - see page 60	See page 4 for available options	All single wide lockers need to be anchored or ganged together to meet BIFMA stability requirements.



Laminate Quad Lockers

- Quad lockers do not include shelves. If desired, adjustable shelves may be ordered separately
- Each locker compartment includes (2) two-pronged coat hooks, one per side
- The four locker doors are keyed randomly in the factory
- The four locker doors hinge together, either left or right

Part #	Description	Base HPL Price	E-Lock & Pearl Lock	Nano E-Lock Mini Keypad	Mech Lock	Hasp	Pkg Wt	Pkg Cube
W4NJ7	4 Door 65-7/8"h x 18"d x 24"w	\$3,914	+\$1,840	+\$1,280	+\$1,280	+\$220	142 lb	11 ft
W5NJ7	4 Door 65-7/8"h x 24"d x 24"w	\$4,774	+\$1,840	+\$1,280	+\$1,280	+\$220	171 lb	25.5 ft
W6YJ7	4 Door 65-7/8"h x 18"d x 30"w	\$5,277	+\$1,840	+\$1,280	+\$1,280	+\$220	155 lb	25.1 ft
W5YJ7	4 Door 65-7/8"h x 24"d x 30"w	\$5,555	+\$1,840	+\$1,280	+\$1,280	+\$220	186 lb	32.7 ft

Hinge

- L Left
- R Right

Key Locks

See page 11 for available options

Available Fronts

- S Satin Nickel Loop
- Q Bar Pull
- E Electronic Locks - see page 60

Laminate

See page 4 for available options

All single wide lockers need to be anchored or ganged together to meet BIFMA stability requirements.

Laminate Cubby Lockers

- Cubby locker doors are keyed randomly in the factory
- All Cubby locker doors hinge together, either left or right



Part #	Description	Base HPL Price	E-Lock & Pearl Lock	Nano E-Lock Mini Keypad	Mech Lock	Hasp	Pkg Wt	Pkg Cube
W6JT7	2-Door Single 34-3/4"h x 18"d x 12"w	\$2,143	+\$920	+\$640	+\$640	+\$110	50 lb	5.9 ft
W5HT3	3-Door Single 50-3/8"h x 18"d x 12"w	\$2,528	+\$1,380	+\$960	+\$960	+\$165	70 lb	8.4 ft
W5JT6	4-Door Single 65-7/8"h x 18"d x 12"w	\$3,091	+\$1,840	+\$1,280	+\$1,280	+\$220	89 lb	11 ft
W7YT7	2-Door Single 34-3/4"h x 18"d x 15"w	\$2,460	+\$920	+\$640	+\$640	+\$110	58 lb	7.2 ft
W8YT3	3-Door Single 50-3/8"h x 18"d x 15"w	\$2,828	+\$1,380	+\$960	+\$960	+\$165	77 lb	10.3 ft
W9YT6	4-Door Single 65-7/8"h x 18"d x 15"w	\$3,664	+\$1,840	+\$1,280	+\$1,280	+\$220	96 lb	13.4 ft
W9HN7	4-Door Double 34-3/4"h x 18"d x 24"w	\$3,336	+\$1,840	+\$1,280	+\$1,280	+\$220	88 lb	11 ft
W8HT1	6 Door Double 50-3/8"h x 18"d x 24"w	\$4,097	+\$2,760	+\$1,920	+\$1,920	+\$330	119 lb	15.7 ft
W7HN6	8-Door Double 65-7/8"h x 18"d x 24"w	\$4,990	+\$3,680	+\$2,560	+\$2,560	+\$440	150 lb	20.5 ft
W1ZN7	4-Door Double 34-3/4"h x 18"d x 30"w	\$3,403	+\$1,840	+\$1,280	+\$1,280	+\$220	99 lb	13.6 ft
W2ZT1	6 Door Double 50-3/8"h x 18"d x 30"w	\$4,526	+\$2,760	+\$1,920	+\$1,920	+\$330	132 lb	19.4 ft
W3ZN6	8-Door Double 65-7/8"h x 18"d x 30"w	\$5,629	+\$3,680	+\$2,560	+\$2,560	+\$440	167 lb	25.1 ft

Hinge

- L Left
- R Right

Key Locks

See page 11 for available options

Available Fronts

- S Satin Nickel Loop
- Q Bar Pull
- E Electronic Locks - see page 60

Laminate

See page 4 for available options

All single wide lockers need to be anchored or ganged together to meet BIFMA stability requirements.

Open Cubby Lockers

- When ganging lockers together side-by-side, use the locator holes provided. On both the left and right sides of the locker, two holes are hidden behind the top shelf and two more are hidden beneath removable bottom pan
- Laminate Lockers, both 12" & 18" wide, require anchoring or ganging to meet BIFMA stability requirements



Part #	Description	Base HPL Price	Pkg Wt	Pkg Cube
WCOP7RV5	2-Opening Single Wide 34-3/4"h x 18"d x 12"w	\$1,831	45 lb	5.9 ft
WCOP5HW3	3-Opening Single Wide 50-3/8"h x 18"d x 12"w	\$2,101	62 lb	8.4 ft
WCOP5JW4	4-Opening Single Wide 65-7/8"h x 18"d x 12"w	\$2,476	75 lb	11 ft
WCOP4ZV5	2-Opening Single Wide 34-3/4"h x 18"d x 15"w	\$2,030	50 lb	7.2 ft
WCOP5ZW3	3-Opening Single Wide 50-3/8"h x 18"d x 15"w	\$2,308	66 lb	10.3 ft
WCOP6ZW4	4-Opening Single Wide 65-7/8"h x 18"d x 15"w	\$2,644	82 lb	13.4 ft
WCOP9HW5	4-Opening Double Wide 34-3/4"h x 18"d x 24"w	\$2,767	80 lb	11 ft
WCOP8HW6	6-Opening Double Wide 50-3/8"h x 18"d x 24"w	\$3,457	110 lb	15.7 ft
WCOP7HW7	8-Opening Double Wide 65-7/8"h x 18"d x 24"w	\$4,156	135 lb	20.5 ft
WCOP7ZW5	4-Opening Double Wide 34-3/4"h x 18"d x 30"w	\$2,828	83 lb	13.6 ft
WCOP8ZW6	6-Opening Double Wide 50-3/8"h x 18"d x 30"w	\$3,849	110 lb	19.4 ft
WCOP9ZW7	8-Opening Double Wide 65-7/8"h x 18"d x 30"w	\$4,257	137 lb	25.1 ft

Laminate

See page 4 for available options

All single wide lockers need to be anchored or ganged together to meet BIFMA stability requirements.



E-Lock (E)

- Durable and versatile, electronic locks may be programmed to either fixed or revolving mode
Fixed Mode: Once a code is created, that code remains in effect until the user changes it.
Revolving Mode: Code is cleared after each complete locking cycle.
- Electronic Lock Features:
 - Once a code is entered, the lock is activated by turning the lever to the locked or unlocked position
 - Runs on (2) AAA batteries (included)
 - Operates using a 4-to-8 digit code
 - A supervisor code is included
 - For large projects, the supervisor code may be pre-programmed into locks
 - May be programmed by the supervisor as Fixed or Revolving Code
 - Includes programmable reset features
 - Easy to clean membrane keypad
 - 75,000 plus cycles; extended battery life reduces replacement and labor maintenance costs
- 1 year warranty

Pearl (PR)

- Front loaded batteries; accessible even when locked
- Ultra thin – Pearl has the lowest keypad surface height of any electronic keypad lock
- Features programmable user codes, supervisor code and modes of operation
 - programming is easy and does not require special keys or tools
- 40,000 operating cycles or five years of battery life
- 20 codes per lock: 19 user codes and one supervisor code

Mechanical Lock (OJ)

- Non Handed – Lock fits LH or RH doors
- Key free operation – No need to manage or issue keys to open lock
- Public or Private mode – Lock can be assigned for shared or personal use
- Integrated code finder – Management can recover lost code and reset lock if required
- Lock status indicator – Visually identifies if locker is free or occupied
- Integrated pull handle – Facilitates easy door opening
- Low maintenance – Robust mechanism, no batteries required
- ADA compliant
- Key override – Management ability to override all codes with master key
- Interchangeable key cores – Giving ultimate management key control should a key be lost or compromised. Cores are supplied keyed alike.

Nano E-Lock Mini Keypad (WE)

- Access with ADA-compliant keypad or free Wesko App
- All metal construction
- Powerful and easy administration with Smartphone App
- All metal housing
- Brushed nickel finish

For customer specified electronic or RFID locks, please call for quote.

Laminate Locker Inside Dimensions

Description	Height	Interior Dimension Per/Locker Opening				
		12" W	15" W	18" W	18" D	24" D
Single Lockers						
Single Locker 27-3/4"H	23.750	10.32"	13.32	16.32	16.19	22.19
Single Locker 34-3/4"H	30.750	10.32"	13.32	16.32	16.19	22.19
Single Locker 39-7/8"H	35.875"	10.32"	13.32	16.32	16.19	22.19
Single Locker 51-3/8" H	47.375"	10.32"	13.32	16.32	16.19	22.19
Single Locker 65-7/8"H	61.875"	10.32"	13.32	16.32	16.19	22.19
Above Shelf	12.000"	10.32"	13.32	16.32	16.19	22.19
Double Lockers						
Top Locker	30.828"	10.32"	13.32	16.32	16.19	22.19
Bottom Locker	30.279"	10.32"	13.32	16.32	16.19	22.19
Quad Lockers						
Top Lockers	30.828"	10.75"	13.75"	N/A	16.19	22.19
Bottom Lockers	30.279"	10.75"	13.75"	N/A	16.19	22.19
Cubby Lockers						
All Cubbies	14.750"	10.75"	13.75"	N/A	16.19	N/A
Personal Locker						
Personal Locker	61.875"	N/A	N/A	N/A	17.156"	N/A
Above Shelf	12.000"					

Laminate Locker
Accessories

Adjustable Laminate Shelves

Part #	Description	Base HPL Price	Pkg Wt	Pkg Cube
WALT21218	18"D x 12"w Package of 2 with clips	\$409	2.5 lb	1 ft
WALT21224	24"D x 12"w Package of 2 with clips	\$439	4 lb	1.5 ft
WALT21518	18"D x 15"w Package of 2 with clip	\$426	2.5 lb	1 ft
WALT21524	24"D x 15"w Package of 2 with clips	\$457	4 lb	1.5 ft
WALT21818	18"D x 18"w Package of 2 with clips	\$444	3 lb	1.5 ft
WALT21824	24"D x 18"w Package of 2 with clips	\$479	4 lb	1.5 ft
WALT22418	18"D x 24"w Package of 2 with clips	\$479	4 lb	1.5 ft
WALT22424	24"D x 24"w Package of 2 with clips	\$439	4 lb	1.5 ft
WALT23018	18"D x 30"w Package of 2 with clips	\$426	4 lb	1.5 ft
WALT23024	24"D x 30"w Package of 2 with clips	\$457	4 lb	1.5 ft

Ojmar Mechanical Lock Master Key

Part #	Description	Price
24501888K	Ojmar Master Key	\$32

Laminate Locker
Ganging Kit

- Ganging kit is used to snug two lockers together so that between-locker seams stay tight
- Ganging kit includes drill point screws and instructions



Part #	Description	Price	Pkg Wt	Pkg Cube
WLCK00025K	Kit to gang two lockers together	\$58	1 lb	.2 ft

Common Laminate Tops

- Laminate tops ordered separately for field installation
- Specify any standard GO laminate or special ordered laminate
- Top sizes allow for 1/8" overhang on all sides
- Common laminate tops will sit on top of locker's metal tops

Laminate Top for Side-by-Side Lockers



Part #	Description	W	D	Price	Pkg Wt	Pkg Cube
LK 1848	(4) 12" wide x 18" deep lockers	48.50	18.25	\$547	38 lb	.7 ft
LK 1854	(3) 18" wide x 18" deep lockers	54.43	18.25	\$639	42 lb	.8 ft
LK 1860	(5) 12" wide x 18" deep lockers	60.56	18.25	\$645	46 lb	.9 ft
LK 2448	(4) 12" wide x 24" deep lockers	48.50	24.25	\$627	41 lb	1.0 ft
LK 2454	(3) 18" wide x 24" deep lockers	54.43	24.25	\$728	45 lb	1.1 ft
LK 2460	(5) 12" wide x 24" deep lockers	60.56	24.25	\$743	50 lb	1.2 ft

Laminate Top for Side-by-Side Double Wide Cubby Lockers



Part #	Description	W	D	Price	Pkg Wt	Pkg Cube
LK 1848	(2) 24" wide x 18" deep lockers	48.50	18.25	\$547	38 lb	.7 ft
LK 1872	(3) 24" wide x 18" deep lockers	72.43	18.25	\$876	64 lb	1.3 ft
LK 1896	(4) 24" wide x 18" deep lockers	96.50	18.25	\$1,027	95 lb	1.6 ft

Laminate Top for Side-by-Side Open Lockers

- Open Shelf Cubby Lockers require a different size laminate top because they have no doors



Part #	Description	W	D	Price	Pkg Wt	Pkg Cube
LK 1724	(2) 12" wide x 18" deep open cubby lockers (no doors)	24.37	17.50	\$382	19 lb	.5 ft
LK 1748	(4) 12" wide x 18" deep open cubby lockers (no doors)	48.50	17.50	\$541	38 lb	.7 ft
LK 1760	(5) 12" wide x 18" deep open cubby lockers (no doors)	60.56	17.50	\$640	46 lb	.9 ft
LK 1796	(4) 24" wide x 18" deep open cubby lockers (no doors)	96.50	17.50	\$1,020	95 lb	1.6 ft

Laminate Top for Side-by-Side Double Wide Open Cubby Lockers



Part #	Description	W	D	Price	Pkg Wt	Pkg Cube
LK 1748	(2) 24" wide x 18" deep open cubby lockers (no doors)	48.50	17.50	\$541	41 lb	.8 ft
LK 1772	(3) 24" wide x 18" deep open cubby lockers (no doors)	72.43	17.50	\$868	64 lb	1.3 ft
LK 1796	(4) 24" wide x 18" deep open cubby lockers (no doors)	96.50	17.50	\$1,020	95 lb	1.6 ft

Laminate Top for Bar-Height Island with Lockers

- 39-7/8" h lockers with 12" overhang and Sly chair. Sides and front overhang 1/8"

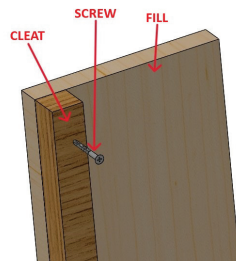


Part #	Description	W	D	Price	Pkg Wt	Pkg Cube
LK 3048	(4) 12" wide x 18" deep lockers (includes 12" overhang in back)	48.25	30.25	\$702	51 lb	1.0 ft
LK 3054	(3) 18" wide x 18" deep lockers (includes 12" overhang in back)	54.25	30.25	\$817	58 lb	1.2 ft
LK 3060	(5) 12" wide x 18" deep lockers (includes 12" overhang in back)	60.25	30.25	\$839	63 lb	1.4 ft

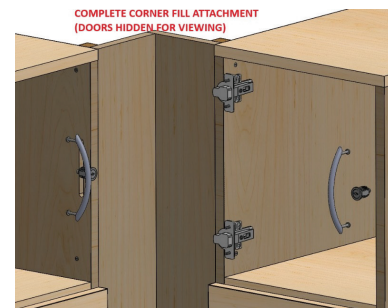
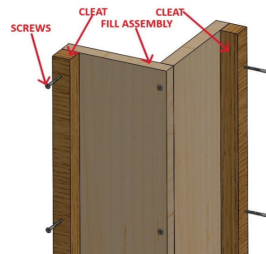
Laminate
Filler Panels

Filler panels create a clean aesthetic to fill gaps and corners. For full instructions on installing laminate fillers, click [here](#).

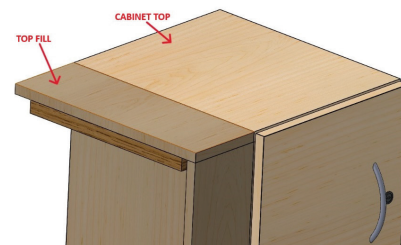
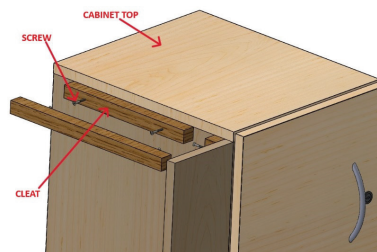
Side



Corner



Top



COMMERCIAL TERMS & CONDITIONS

These conditions of sale supersede all previous selling policies. Prices, discounts, lead-times and product offerings are subject to change without notice.

Order Placement

Great Openings requires that all orders be submitted in writing to avoid errors and/or duplication. Sales of all Great Openings' products are made only on the Company's standard terms and conditions of sale, unless modified in writing by an authorized Great Openings representative.

Orders received at Great Openings after 4:00pm EST will be processed the following day.

Order Acknowledgement

We diligently issue order acknowledgements via e-mail within 24 hours of purchase order receipt. If you do not receive an acknowledgement within 24 hours, please call our Customer Service department to determine the reason; we may not have received your order, or we may have questions that are delaying order entry.

**PLEASE CHECK
ACKNOWLEDGEMENTS
FOR ERRORS
IMMEDIATELY UPON RECEIPT.**

The order acknowledgement process is designed to ensure protection for both the buyer and the seller. We strongly urge the buyer to make sure the acknowledgement accurately reflects the intended purchase.

Order Discrepancies

Great Openings will not be held responsible for extra costs due to errors resulting from purchase order inaccuracies. If and when a discrepancy is detected on the purchase order or acknowledgement, all corrections must be received in writing before further order processing can occur.

Changes, Cancellations

Orders may not be changed, corrected or cancelled, in whole or in part, after Great Openings has issued its order acknowledgement without the written consent of an authorized Great Openings representative. Special order items (special or custom cabinets, Customer's Own Materials (COM) fabric and laminates) already in production are not subject to change or cancellation under any circumstances.

Canadian Orders

Canadian orders may be processed using this price book. The pricing and payment terms included in this book are in U.S. funds. Custom brokerage fees and GST/HST taxes will be charged as separate line items on the invoice. All prices are freight included; FOB: Destination. A Regional Small Order Freight Charge applies to all orders less than \$5,000 list (does not apply to accessory orders). See regional map for applicable fee.

Lead-Time

Lead-times are measured in working days, and begin after receipt of clean order.

Lead-times may change without notice. Stated lead-times will not commence until purchase order is actually entered into our system. We are not responsible for delays caused by order discrepancies or late receipt of COM items.

Special Shipping Instructions

Great Openings will accommodate special shipping/delivery requests whenever possible. Purchaser will be responsible for any and all extra costs incurred by reason of Great Openings complying with a special shipping request. Examples of special requests that may cause extra charges (dollar amounts shown are approximate, actual amounts may vary):

- special carrier/lift gate: starting at \$85.00
- inside delivery: starting at \$50.00
- expediting, re-consignment, delays causing carrier storage: starting at \$50.00
- truck load delivery times after 3:00 pm, Monday through Thursday start at \$400
- truck load delivery after 3:00 pm, on Friday: \$800
- delivery times outside normal business hours including weekends and holidays: starting at \$450.00 per truck
- exact, narrow scheduling window (elevator time): starting at \$150.00
- non-commercial/residential deliveries: starting at \$60.00

The maximum amount of time allowed for off-loading product from trailers is 3 hours. Carrier costs associated with any additional delivery time will be charged to the dealer. Any additional charges that result from the purchaser failing to accept a shipment as agreed upon will be the responsibility of the purchaser.

Special Delivery Charges

Once a delivery truck arrives at a destination, if the recipient is not ready to accept delivery as scheduled and the truck must wait, deliver "after hours", or make a second drop at a later time, the carrier charges a penalty for that delay which Great Openings must pass on to the customer.

These charges are as follows (dollar amounts shown are approximate, actual amounts may vary):

Night Delivery:
 3:30-4:30 p.m.: \$400 additional charge
 4:30-5:30 p.m.: \$450 additional charge
 5:30 p.m. and later: \$500 additional charge
 Detention fee will be \$75 per hour after two hours. Drop charge will be \$75 per drop.

Weekend and holiday deliveries will be quoted per load depending on location and delivery time.

Please use caution when planning and communicating delivery requirements so that these exorbitant fees will not be necessary.

Key-Alike Services

Key-alike service is offered free of charge provided the key-alike request is associated with an order for a matching quantity of cabinets. Additional key/core sets, master and core keys are available for a nominal charge. All Great Openings products are keyed randomly prior to shipment. Special cores and keys are shipped separately to be changed-out in the field. See the Specification Guide in the front of this book.

COM & Fabric Grades

If COM materials are difficult to apply or inadequate, Great Openings reserves the right to apply extra charges or to cancel the order. Great Openings has no control over COM material quality or performance and will not be held responsible for material defects or damage caused by improper use or application.

Limited Warranty - 12 Years

This warranty applies to all laminate products contained within this pricebook, delivered in the United States and Canada and is non-transferable. The warranty is valid from the date of delivery to the End User. This warranty does not cover ordinary wear and tear, improper installation, outdoor use, or direct mis-use of the product. This warranty does not apply to Customer's Own Materials (COM) for fabric, laminates, or edge bands. In addition, supplier warranties will apply to products not manufactured by Great Openings. End User means the final purchaser acquiring a product from Great Openings or the Great Openings Dealer channel for the purchaser's own use and not for resale, remarketing or distribution. Great Openings will not be liable for loss of time, inconvenience, commercial loss, incidental or consequential damages.

High Wear Parts - 1 year

Mobile Storage Casters, Gas Rods, Cushion Pads, Hinges, Power and Electrical components

Surfaces Materials Disclaimer:

- Exact matching of surface finishes, including an exact match to cuttings, samples, or swatch cards are not covered.
- Changes in surface finishes and colorfastness due to aging, exposure to artificial light or exposure to direct sunlight are not covered.

Credit Card Transaction Fee

Credit card payments in excess of the following thresholds will be subject to a 2.16% transaction fee. Please note that Great Openings also accepts payments via ACH, wire transfer, and check - all free of charge.

Type of Sale	Credit Card Threshold (per sales order)	Fee Assessed for Amount Over this Threshold
Commercial	\$10,000.00	2.16%

COMMERCIAL TERMS & CONDITIONS

Regional Pricing

Great Openings reserves the right to adopt regional discount programs and small order freight charges to address the freight cost impact applicable to each geographic region. A buyer's region will be determined by shipping destination.

Payment Terms

Orders are invoiced at the time of shipment and payment is due upon receipt of the invoice. Invoices unpaid thirty (30) days after the invoice date are subject to a late payment charge in the amount of one and one-half percent (1-1/2%) per month on the unpaid balance until paid. Great Openings reserves the right to modify or establish special credit arrangement for any customers at any time at its sole discretion. All prices are subject to change without notice.

Remit to:

GREAT OPENINGS
PO Box 7581
Carol Stream, IL 60197-7581

Taxes

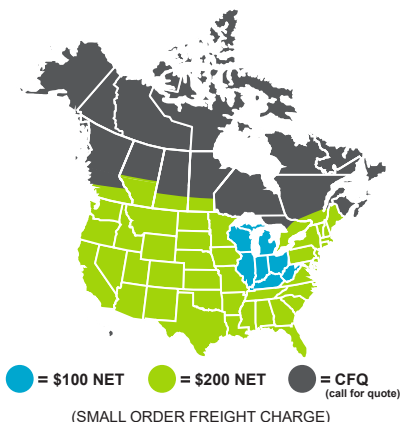
All sales, use, excise and other applicable taxes (excluding only taxes on the net income of Great Openings) are the purchaser's responsibility and will be invoiced to the purchaser. If purchaser claims an exemption from such taxes, it shall be the purchaser's responsibility to furnish an appropriate exemption certificate to Great Openings.

For Canadian orders, Great Openings does invoice and collect for GST/HST.

Freight Policy

All prices are freight included, F.O.B. Destination. Prices are based on a single shipment to a single location. A Small Order Freight Charge applies to all orders less than \$7,500 list (does not apply to orders for accessories).

See the map below for Small Order Freight Charge by destination. Effective July 1, 2024, orders totaling less than \$7,500 list that are shipped to Michigan, Wisconsin, Illinois, Indiana, Ohio, Kentucky, and West Virginia a Small Order Freight Charge of \$100 net will apply. For orders totaling less than \$7,500 list that are shipped to the remainder of the continental U.S. and southern portions of Canada as shown on the map, a Small Order Freight Charge of \$200 net will apply. For Alaska, Hawaii, and all other portions of Canada, please call for a quote.



A flat rate \$15 FedEx shipping and handling fee will be charged at time of purchase order to handle incidental small product packages (i.e. keys, name plates, file bars, etc.).

Standard Packaging

All Great Openings' products are packaged in accordance with industry standards and common carrier requirements. Pedestal products are individually boxed with polystyrene corner guard inserts, then palletized, and shrink wrapped. Lateral and storage product packaging consists of corrugated top and bottom trays, corner guards, palletized, shrink wrapped and labeled. For full truckloads only, upon special requests, we can provide a blanket wrapped shipment; please call for a quote.

Shipment and Delivery

Freight is included in the prices as displayed in this price book. All shipments are FOB destination: free freight to destination in the continental United States. Shipments outside the contiguous 48 states will be freight collect from exit port. Exception for Canadian shipments; see the section on Canadian orders. Great Openings will select the mode and carrier of shipment.

- Partial shipments may be necessary and are at the discretion of Great Openings.
- Great Openings cannot guarantee exact time of delivery.
- Any charges resulting from late deliveries beyond our control are not the responsibility of Great Openings.
- Ship dates contained in order acknowledgements are estimated and not guaranteed.

Great Openings will often consolidate orders to maximize shipping efficiency. In these situations, a customer's designated ship date may change, though Great Openings will make every effort to ensure that requested delivery dates are still met.

Product Storage Fees

Once an order enters production, it is not possible to stop production on that order if a last-minute request is made to delay shipment. If it is absolutely necessary to hold the product at Great Openings for a later ship date, a holding fee of \$10 net per pallet will be assessed each week and partial week until the product ships. Weekly storage fees will be the responsibility of the purchaser on any delayed shipment of a produced order.

Returns

Great Openings will not accept returned goods.

Claim Policy

It is the purchaser's responsibility to examine goods upon receipt and to notify Great Openings customer service with any concerns. Any claims against Great Openings for apparent defects, errors or shortages must be made by the purchaser within five (5) working days after any delivery. Failure by the purchaser to make any claim against Great Openings within (5) days shall constitute acceptance of the goods and waiver of any apparent defects, errors or shortages.

Freight Damage Claims

Great Openings' terms are FOB destination, Great Openings is not responsible for damage that occurs in transit. All Great Openings' products are carefully inspected prior to shipment. The carrier signs for all goods received in apparent good order.

It is the buyer's responsibility to inspect goods upon receipt for both apparent and concealed damage. In the rare instance where shipping damage is found, we ask the purchaser NOT to refuse shipment. Accepting shipment will give us more opportunities to remedy the situation through parts (fronts, tops) replacement and within the guidelines of the stated terms.

Claim and Replacement Policy

In the case of documented shipping damage, Great Openings will file a claim with the carrier and issue at no charge any replacement parts or product only if the purchaser meets the following conditions:

- Product is shipped via a Great Openings designated carrier
- Accept the shipment
- Retain packaging
- Inspect the shipment and document damage on the bill of lading
- Contact Great Openings immediately upon discovery and documentation of damage

Failure of purchaser to meet these conditions will prevent Great Openings from obtaining carrier reimbursement and thereby require us to charge full price for product replacement.

Great Openings is not responsible for labor or trip costs associated with freight damage product replacement.

Concealed Damage Policy

Concealed damage (damage discovered after acceptance with no bill of lading documentation) should be reported to Great Openings immediately upon discovery. Please retain packaging and request carrier inspection immediately. Carrier liability ceases 7 calendar days after receipt of shipment. Great Openings will investigate on a case-by-case basis. In any case, Great Openings assumes no liability beyond the 7-day carrier liability and reserves the right to apply no remedy and/or various remedies dictated by individual event circumstances.

The buyer may make NO DEDUCTION UNDER ANY CIRCUMSTANCES ensuing from freight claims when settling invoices with Great Openings.

Service

Please contact Great Openings with any service concerns:

Great Openings
902 E. Fourth Street
Ludington, MI 49431
Ph: 888-712-8582



902 East 4th Street
Ludington, MI 49431
888-712-8582
greatopenings.com
goorders@greatopenings.com