



Great Openings Education Products Price List



QUICK REFERENCE FOR ORDERING

PAINT FINISHES

Great Openings Standard Colors

Allsteel

| | |
|------|--------------------|
| 0217 | Brilliant White |
| 01A7 | Champagne Metallic |
| 0073 | Cloud |
| 0232 | Driftwood |
| 0231 | Flint |
| 0536 | Loft |
| 0683 | Muslin |
| 0345 | Parchment |
| 0166 | Platinum Metallic |
| 0239 | Fossil |

Herman Miller

| | |
|------|--------------------|
| 0256 | Black Umber |
| 0257 | Light Grey |
| 0004 | Medium Tone |
| 0001 | Dark Tone |
| 0744 | Metallic Champagne |
| 0666 | Silver Metallic |
| 02L6 | Soft White |
| 0784 | Warm Grey Neutral |
| 0348 | Innertone Light |

Steelcase

| | |
|------|--------------------------|
| 0995 | Arctic White Textured |
| 0668 | Black Textured |
| 0044 | Black |
| 0998 | Carbon Metallic Textured |
| 0678 | Fieldstone Textured |
| 0722 | Midnight Textured |
| 02A4 | Milk |
| 0666 | Platinum Metallic |
| 0705 | Sterling Metallic |
| 0280 | Warm White |

Haworth

| | |
|------|-----------------|
| 0159 | Beige |
| 02Z8 | Cement Textured |
| 0141 | Chalk |
| 0006 | Charcoal |
| 0547 | Graphite |
| 0205 | Greystone |
| 02Z9 | Grout Textured |
| 0112 | Putty |
| 02Y9 | Silver Metallic |
| 0131 | Smoke |

Knoll

| | |
|------|-----------------------|
| 0968 | Beige Mist Metallic |
| 02Z2 | Bright White Smooth |
| 02Z3 | Bright White Textured |
| 02Y7 | Brown |
| 0623 | Folkstone Grey |
| 0188 | Medium Grey |
| 02Y6 | Medium Metallic Grey |
| 0756 | Sandstone |
| 02X9 | Silver Metallic |
| 0030 | Soft Grey |

Teknion

| | |
|------|----------------------|
| 02M0 | Arctic Textured |
| 02X5 | Espresso Textured |
| 02M3 | Granite |
| 02A3 | Grey |
| 02U2 | Latte Textured |
| 02M2 | Nevada |
| 02X7 | Platinum Metallic |
| 02Z0 | Satin Black |
| 02X4 | Silver Textured |
| 02N0 | Storm White Textured |

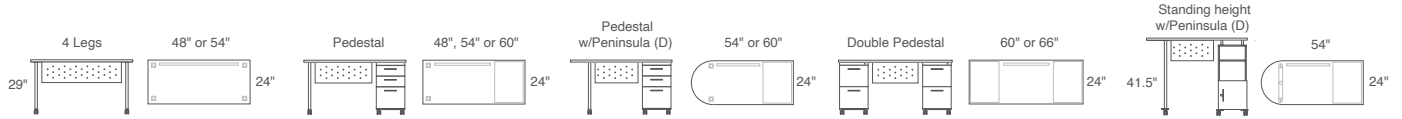
Dwelling Color Palette

| | | | |
|------|------------------|------|-------------|
| 03Q9 | Special Gray | 03Q4 | Jonquill |
| 03Q7 | Bracing Blue | 03P8 | Garden Sage |
| 03Q8 | Honest Blue | 03Q5 | Emberglow |
| 03Q0 | Retreat | 03Q3 | Chamois |
| 03Q1 | Riverway | 03Q6 | Brandywine |
| 03P9 | Independent Gold | 03Q2 | Antique Red |

LAMINATES

| GO Part # | HPL Laminate | Brand Code |
|-----------|------------------|------------------------|
| DWDW | Designer White | Wilsonart D354-60 HPL |
| BKBK | Black | Wilsonart 1595-60 HPL |
| FGFG | Fashion Grey | Wilsonart 381-60 HPL |
| SGSG | Shadow | Wilsonart D96-60 HPL |
| DMGH | Slate Grey | Wilsonart D91-60 HPL |
| DZDZ | Desert Zephyr | Wilsonart 4841-60 HPL |
| SLSL | Steel Mesh | Wilsonart 4879-38 HPL |
| GYGY | Grey Mesh | Wilsonart 4877-38 HPL |
| B4B4 | Bleached Legno | Formica 8845-58 HPL |
| NNNN | Neutral Twill | Formica 8826-58 HPL |
| S8S8 | Sarum Twill | Formica 8827-58 HPL |
| BGBG | Brighton Walnut | Wilsonart 7922K-07 HPL |
| RHRH | River Cherry | Wilsonart 7937-38 HPL |
| BCBC | Biltmore Cherry | Wilsonart 7924K-07 HPL |
| WCWC | Wild Cherry | Wilsonart 7054-60 HPL |
| KMKM | Kensington Maple | Wilsonart 10776-60 HPL |

Mobile Teacher's Desks



4 Leg

- Features four legs
- 48" and 54" widths
- Perforated modesty panel
- Locking 50mm casters
- Optional grommet \$30



Single Pedestal

- Choose File File or Box File pedestal in left or right handed configuration
- 48", 54" and 60" widths
- Perforated modesty panel
- Standard or "D" Peninsula worksurface
- Locking 50mm casters
- Optional grommet \$30



Double Pedestal

- Features 2 pedestals – File/File or File/File /Box/File
- 60" and 66" widths
- Perforated modesty panel
- Locking 50mm casters on pedestal fronts
- Optional grommet \$30



Standing Height

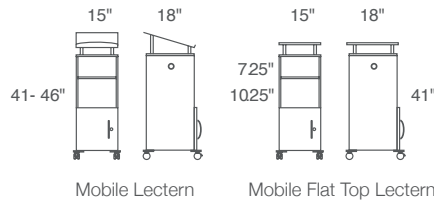
- Side grommets for cord access
- Locking storage and open compartment with adj. shelf
- 50mm black/grey locking casters (2L/2NL) integrated into outrigger base for stability
- "D" Peninsula worksurface
- Satin nickel loop pull "S"
- Optional grommet \$30

| H | D | W | Description | Part # | Part # Met. Color | Part # Lam/Edge | List Price |
|-----------------------------|----|----|--|-------------|----------------------|--------------------|------------|
| 4 Leg Desk | | | | | | | |
| 29 | 24 | 48 | GOED 24" D x 48" W mobile desk with laminate worksurface, (4) legs, and perf mod panel | MTD2448 | ? | ? | \$ 1,699 |
| 29 | 24 | 54 | GOED 24" D x 54" W mobile desk with laminate worksurface, (4) legs, and perf mod panel | MTD2454 | ? | ? | \$ 1,767 |
| Single Pedestal Desk | | | | | | | |
| 29 | 24 | 48 | GOED 24" D x 48" W desk with laminate work surface and B/B/F ped with Satin nickel loop pull, 2 legs with casters, and perf mod panel | MTDUS32448S | ? | ? | \$ 2,044 |
| 29 | 24 | 54 | GOED 24" D x 54" W desk with laminate work surface and B/B/F ped with Satin nickel loop pull, 2 legs with casters, and perf mod panel | MTDUS32454S | ? | ? | \$ 2,112 |
| 29 | 24 | 54 | GOED 24" D x 54" W desk with Peninsula (D) laminate work surface and B/B/F ped with Satin nickel loop pull, 2 legs with casters, and perf mod panel | MTPUS32454S | ? | ? | \$ 2,233 |
| 29 | 24 | 60 | GOED 24" D x 60" W desk with laminate work surface and B/B/F ped with Satin nickel loop pull, 2 legs with casters, and perf mod panel | MTDUS32460S | ? | ? | \$ 2,120 |
| 29 | 24 | 60 | GOED 24" D x 60" W desk with Peninsula (D) laminate work surface and B/B/F ped with Satin nickel loop pull, 2 legs with casters, and perf mod panel | MTPUS32460S | ? | ? | \$ 2,280 |
| 29 | 24 | 48 | GOED 24" D x 48" W desk with laminate work surface and F/F ped with Satin nickel loop pull, 2 legs with casters, and perf mod panel | MTDUS22448S | ? | ? | \$ 1,979 |
| 29 | 24 | 54 | GOED 24" D x 54" W desk with laminate work surface and F/F ped with Satin nickel loop pull, 2 legs with casters, and perf mod panel | MTDUS22454S | ? | ? | \$ 2,047 |
| 29 | 24 | 54 | GOED 24" D x 54" W desk with Peninsula (D) laminate work surface and F/F ped with Satin nickel loop pull, 2 legs with casters, and perf mod panel | MTPUS22454S | ? | ? | \$ 2,168 |
| 29 | 24 | 60 | GOED 24" D x 60" W desk with laminate work surface and F/F ped with Satin nickel loop pull, 2 legs with casters, and perf mod panel | MTDUS22460S | ? | ? | \$ 2,055 |
| 29 | 24 | 60 | GOED 24" D x 60" W desk with Peninsula (D) laminate work surface and F/F ped with Satin nickel loop pull, 2 legs with casters, and perf mod panel | MTPUS22460S | ? | ? | \$ 2,215 |
| 29 | 30 | 48 | GOED 30" D x 48" W desk with laminate work surface and B/B/F ped with Satin nickel loop pull, 2 legs with casters, and perf mod panel | MTDUS33048 | ? | ? | \$ 2,279 |
| 29 | 30 | 54 | GOED 30" D x 54" W desk with laminate work surface and B/B/F ped with Satin nickel loop pull, 2 legs with casters, and perf mod panel | MTDUS33045 | ? | ? | \$ 2,350 |
| 29 | 30 | 54 | GOED 30" D x 54" W desk with Peninsula (D) laminate work surface and B/B/F ped with Satin nickel loop pull, 2 legs with casters, and perf mod panel | MTPUS33054 | ? | ? | \$ 2,565 |
| 29 | 30 | 60 | GOED 30" D x 60" W desk with laminate work surface and B/B/F ped with Satin nickel loop pull, 2 legs with casters, and perf mod panel | MTDUS33060 | ? | ? | \$ 2,376 |
| 29 | 30 | 60 | GOED 30" D x 60" W desk with Peninsula (D) laminate work surface and B/B/F ped with Satin nickel loop pull, 2 legs with casters, and perf mod panel | MTPUS33060 | ? | ? | \$ 2,672 |
| Double Pedestal Desk | | | | | | | |
| 29 | 24 | 60 | GOED 24" D x 60" W mobile double pedestal desk with laminate worksurface, F/F and B/B/F peds with Satin nickel loop pull, and perf mod panel | MTDUS52460S | ? | ? | \$ 2,400 |
| 29 | 24 | 60 | GOED 24" D x 60" W mobile double pedestal desk with laminate worksurface, (2) F/F peds with Satin nickel loop pull and perf mod panel | MTDUS42460S | ? | ? | \$ 2,335 |
| 29 | 24 | 66 | GOED 24" D x 66" W mobile double pedestal desk with laminate worksurface, F/F and B/B/F peds with Satin nickel loop pull, and perf mod panel | MTDUS52466S | ? | ? | \$ 2,442 |
| 29 | 24 | 66 | GOED 24" D x 66" W mobile double pedestal desk with laminate worksurface, (2) F/F peds with Satin nickel loop pull, and perf mod panel | MTDUS42466S | ? | ? | \$ 2,377 |
| Standing Height Desk | | | | | | | |
| 41.5 | 24 | 54 | GOED 24" D x 54" Left Hand Standing Height Desk with Peninsula (D) laminate work surface and pen shelf and closed storage, Satin nickel loop pull, leg with 2 casters, and perf mod panel | LSMLDUS2454 | ? | ? | \$ 2,522 |
| 41.5 | 24 | 54 | GOED 24" D x 54" Right Hand Standing Height Desk with Peninsula (D) laminate work surface and pen shelf and closed storage, Satin nickel loop pull, leg with 2 casters, and perf mod panel | RSMLDUS2454 | ? | ? | \$ 2,522 |

Mobile Lectern



- Raised platform laminate lectern surface
- Side grommets for cord access
- Locking storage and open compartment with adjustable shelf
- 50mm black/grey locking casters (2L/2NL) integrated into outrigger base for stability
- Satin nickel loop pull "S"

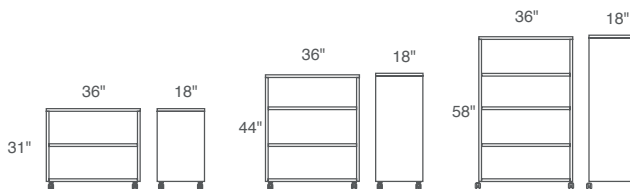


| H | D | W | Description | Part # | Part # Metal Color | Part # Lam/Edge | List Price |
|-------|----|----|--|---------|--------------------|-----------------|------------|
| 41/46 | 18 | 15 | GOED Mobile lectern with left hinge door and open storage | LGS4905 | ? | ? | \$ 2,250 |
| 41/46 | 18 | 15 | GOED Mobile lectern with right door and open storage | RGS4905 | ? | ? | \$ 2,250 |
| 41/46 | 18 | 15 | GOED Mobile flat top lectern with left hinge door and open storage | LGS4917 | ? | ? | \$ 2,250 |
| 41/46 | 18 | 15 | GOED Mobile flat top lectern with right door and open storage | RGS4917 | ? | ? | \$ 2,250 |

Mobile Bookcase



- Adjustable shelf
- 50mm black/grey locking casters (2L/2NL) integrated into outrigger base for stability
- 31" and 44" height bookcases available with inset casters



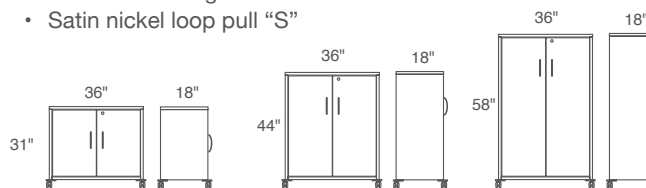
Outrigger Caster

| H | D | W | Description | Part # | Part # Metal Color | List Price |
|----|----|----|---|---------|--------------------|------------|
| 31 | 18 | 36 | GOED Mobile Bookcase with inset casters and 1 adjustable shelf | MEB3831 | ? | \$1,332 |
| 31 | 18 | 36 | GOED Mobile Bookcase with outrigger casters and 1 adjustable shelf | MEB3631 | ? | \$1,520 |
| 44 | 18 | 36 | GOED Mobile Bookcase with inset casters and 2 adjustable shelves | MEB3844 | ? | \$1,562 |
| 44 | 18 | 36 | GOED Mobile Bookcase with outrigger casters and 2 adjustable shelf | MEB3644 | ? | \$1,702 |
| 58 | 18 | 36 | GOED MobileBookcase with outrigger casters and 3 adjustable shelves | MEB3658 | ? | \$2,021 |

Mobile Storage



- Locking storage
- Adjustable shelf
- 50mm black/grey locking casters (2L/2NL) integrated into outrigger base for stability
- 31" and 44" heights available with inset casters
- Satin nickel loop pull "S"



Outrigger Caster

| H | D | W | Description | Part # | Part # Metal Color | List Price |
|----|----|----|---|---------|--------------------|------------|
| 31 | 18 | 36 | GOED Mobile Storage cabinet with inset casters and 1 adjustable shelf, 2 doors, UM lock and satin nickel loop pull | MED3831 | ? | \$1,950 |
| 31 | 18 | 36 | GOED Mobile storage cabinet with outrigger casters and 1 adjustable shelf, 2 doors, UM lock and satin nickel loop pull | MED3631 | ? | \$1,950 |
| 44 | 18 | 36 | GOED Mobile storage cabinet with inset casters and 2 adjustable shelves, 2 doors, UM lock, Satin nickel loop pull | MED3844 | ? | \$2,243 |
| 44 | 18 | 36 | GOED Mobile storage cabinet with outrigger casters and 2 adjustable shelves, 2 doors, UM lock, Satin nickel loop pull | MED3644 | ? | \$2,243 |
| 58 | 18 | 36 | GOED Mobile storage cabinet with 3 adjustable shelves, with outrigger casters, 2 doors, UM lock, Satin nickel loop pull | MED3658 | ? | \$2,798 |

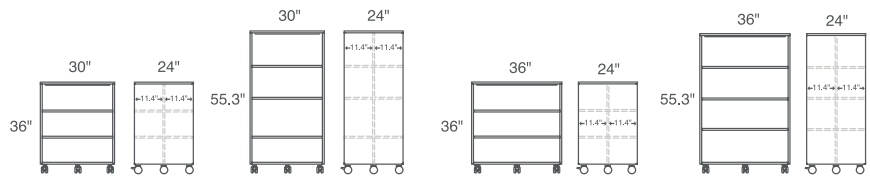
Mobile Laminate Back-To-Back Bookcase



- Available in 16 laminates (HPL) with matching 3mm edge bands
- Adjustable metal shelves available in 72 standard paint finishes
- 75mm black casters (2L/2NL)
- Optional premium caster upgrade which includes outrigger base and soft wheel caster, choice of 72 standard paint finishes



Optional Outrigger Casters Add \$291



| H | D | W | Description | Part # | Part # Metal Color | List Price |
|----|----|----|---|---------|--------------------|------------|
| 36 | 24 | 30 | GOED Mobile Back-to-Back Bookcase with 2 adjustable shelves | B2B3036 | ? | \$3,057 |
| 55 | 24 | 30 | GOED Mobile Back-to-Back Bookcase with 3 adjustable shelves | B2B3055 | ? | \$3,665 |
| 36 | 24 | 36 | GOED Mobile Back-to-Back Bookcase with 2 adjustable shelves | B2B3636 | ? | \$3,083 |
| 55 | 24 | 36 | GOED Mobile Back-to-Back Bookcase with 3 adjustable shelves | B2B3655 | ? | \$4,101 |

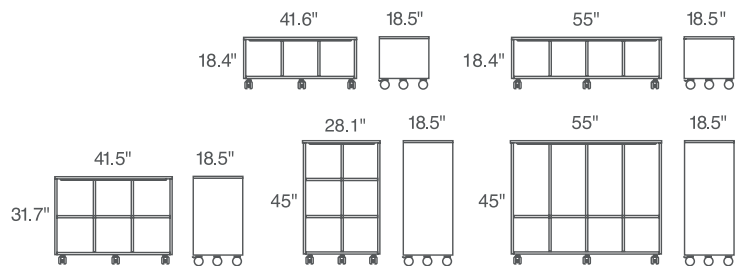
Mobile Laminate Cubbys



- Available 16 laminates (HPL) with matching 3mm edge bands
- 75mm black casters (2L/2NL)
- Center caster for added support
- Optional premium caster upgrade which includes outrigger base and soft wheel caster, choice of 72 standard paint finishes
- Optional 1.5" thick integrated cushion on single height cubbys
- Optional translucent bins available in 2 heights
- Coat hook storage on cubby Locker



Optional Outrigger Casters Add \$291

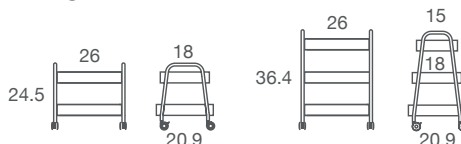


| H | D | W | Description | Part # | Part # Lam Color | Fabric | List Price |
|------|------|-------|--|---------|------------------|--------|------------|
| 18.4 | 18.5 | 41.6 | HPL Mobile Open Cubby 3W x 1 HI | LOP8JY7 | ? | - | \$2,873 |
| 19.2 | 18.5 | 41.6 | HPL Mobile Open Cubby with cushion 3W x 1 HI | LOP8JY7 | ? | ? | \$3,349 |
| 18.4 | 18.5 | 55 | HPL Mobile Open Cubby 4W x 1 HI | LOP3JY6 | ? | - | \$2,895 |
| 19.2 | 18.5 | 55 | HPL Mobile Open Cubby with cushion 4W x 1 HI | LOP3JY6 | ? | ? | \$3,410 |
| 31.7 | 18.5 | 41.5 | HPL Mobile Open Cubby 3W x 2 HI | LOP1KY7 | ? | - | \$3,480 |
| 45 | 18.5 | 55 | HPL Mobile Open Cubby Locker 4W x 2 HI | LOP2JY4 | ? | - | \$5,048 |
| 9 | 16.8 | 12.25 | 9 Inch Bin - translucent | F03200 | ? | - | \$80 |
| 12 | 16.8 | 12.25 | 12 Inch Bin - translucent | F0319 | ? | - | \$89 |

M3 Cart



- Grey PET felt tray liners
- 12 gauge powder coated steel in 72 standard colors plus custom paint colors
- Includes black 37mm casters (2) locking and (2) non-locking
- Weight limits of 200 lbs



| Description | H | D | W | Pkg Wt | Pkg Cube | Part # | Metal Color | List Price |
|-----------------------|--------|------|----|--------|----------|---------|-------------|------------|
| M3 Mini Cart – 2 Tier | 24-1/2 | 20.9 | 26 | 62 lb | 13 ft | MIM2426 | ? | \$1,335 |
| M3 Team Cart – 3 Tier | 36.4 | 20.9 | 26 | 76 lb | 19 ft | MIM3626 | ? | \$1,680 |

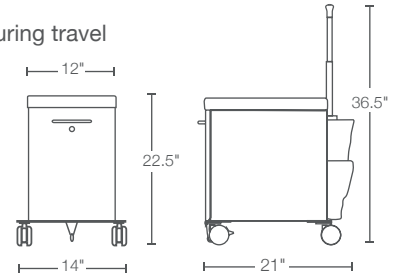
Personal Storage

For complete listing of additional storage options please go [here](#)

Slim XLT



- Bottom drawer may be specified as single-sided (left or right) or two-sided
- A two-sided drawer includes file bars to accommodate letter or legal hanging files
- A concealed top drawer is accessible when bottom drawer is open
- Cushion is 1" foam
- Linear yardage required for COM fabric (20 units or fewer): Slim - 3/4 yard
- Unless otherwise specified, the fabric grain on cushions will be applied "front-to-back"
- 75mm black casters (2L/2NL) integrated into outrigger base for added stability and higher clearance
- Ergonomic, three-stage telescoping handle
- Rear storage bag with one full-length and one half-length pocket for laptop and accessories
- Self closing slides keep drawer closed during travel

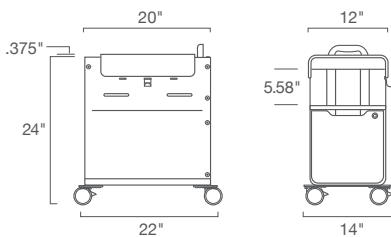


| H | D | W | Description | Top Option | Drawer access from side | Pkg Wt | Pkg Cube | Part # | Front | Part # | Metal Color | Fabric # | GR 1 Price | GR 2 Price | GR 3 Price | GR 4 Price | GR 5 Price | COM Price |
|--------|----|----|--------------------------------|------------|-------------------------|--------|----------|--------|-------|--------|-------------|----------|------------|------------|------------|------------|------------|-----------|
| 22-1/2 | 21 | 14 | XLT one-sided drawer | cushion | left | 54 lb | 3.8 ft | SLU | ? | 5650C | ? | ? | \$1,301 | \$1,405 | \$1,447 | \$1,489 | \$1,524 | \$1,296 |
| 22-1/2 | 21 | 14 | XLT one-sided drawer | cushion | right | 54 lb | 3.8 ft | SRU | ? | 5650C | ? | ? | \$1,301 | \$1,405 | \$1,447 | \$1,489 | \$1,524 | \$1,296 |
| 22-1/2 | 21 | 14 | XLT two-sided drw. & file bars | cushion | n/a | 54 lb | 3.8 ft | STU | ? | 5650C | ? | ? | \$1,338 | \$1,439 | \$1,480 | \$1,522 | \$1,557 | \$1,332 |

Odie



- All Great Openings products meet or exceed applicable ANSI-BIFMA standards for durability and safety
- 14 gauge steel frame and 12 gauge steel door, available in 72 standard colors and custom powder coat finishes
- Laminate interior shelf, back and fascia, available in white, grey or black
- Dual Durometer 75mm black/grey locking casters (2L/2NL) integrated into outrigger base for stability
- Ergonomic, three-stage telescoping handle
- Drawer bin includes self-closing suspension with file bar to accommodate side-to-side letter or legal files
- Detachable hook for hanging bags
- 200 lb weight limit
- UM series lock, core-removable, master keyed, matte black finish
- Optional low-profile vinyl pad with wrap-around design and magnetic attachment available in four colors



Laminates



M-1573-60 Frosty White



M-631-60 Classic Black



M-D381-60 Grey

Vinyls



STP 60 Raven



STP 66 Mist



STP 65 Smith



STP 67 Fire

| Description | H | D | W | Pkg Wt | Pkg Cube | Part # | Metal Color | Laminate/Vinyl | List Price |
|--------------------|-----|----|----|--------|----------|---------------|-------------|----------------|------------|
| Odie | 24 | 20 | 12 | 62 lb | 5.3 ft | LNA-2418 | ? | ? | \$1,557 |
| Magnetic Vinyl Pad | 3/8 | 18 | 15 | na | na | NACX0018XXXXX | | ? | \$323 |

Personal Storage

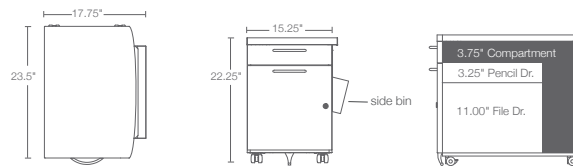
Chester



- 5th wheel on front drawer to prevent tipping
- A concealed top drawer is accessible when bottom drawer is open
- Full depth rear storage well for bags and larger items
- Curved profile hinged laminate top or cushion includes gas cylinder pneumatic guide, with easy-down mechanism
- Markerboard panel on underside of top (cushion only)
- Includes a soft recycled rubber landing pad on compartment shelf
- A grommet is located in the top back of the cabinet
- OPTIONS AND ACCESSORIES
- Hanging side bin for active documents
- Lock System
- Includes two UM series locks, keyed alike, black-faced, master-keyed, and core-removable (may be keyed-alike in the field)
- Linear yardage required for COM fabric is 1 yard (20 units or fewer)
- Unless otherwise specified, the fabric grain on cushions will be applied “front-to-back”; the “front” is the side with drawers



DIMENSIONS



| H | D | W | Caster Style | Hinge Location | Pkg Wt | Pkg Cube | Part # | Front | Part # | Metal Color | Fabric # | Lam/Edge | List Price | GR 1 Price | GR 2 Price | GR 3 Price | GR 4 Price | GR 5 Price | COM Price | |
|---|--------|--------|--------------|----------------|--------|----------|--------|-------|--------|-------------|----------|----------|------------|------------|------------|------------|------------|------------|-----------|--|
| Laminate Top | | | | | | | | | | | | | | | | | | | | |
| 21-7/8 | 23-1/2 | 15-1/4 | black | left | 68 lb | 5.9 ft | EGL | ? | 6565 | ? | n/a | ? | \$1,674 | | | | | | | |
| 21-7/8 | 23-1/2 | 15-1/4 | black | right | 68 lb | 5.9 ft | EGR | ? | 6565 | ? | n/a | ? | \$1,674 | | | | | | | |
| Cushion Top (Includes markerboard) | | | | | | | | | | | | | | | | | | | | |
| 22-1/4 | 23-1/2 | 15-1/4 | black | left | 68 lb | 5.9 ft | EGL | ? | 6565 | ? | ? | n/a | | \$1,536 | \$1,659 | \$1,707 | \$1,757 | \$1,795 | \$1,530 | |
| 22-1/4 | 23-1/2 | 15-1/4 | black | right | 68 lb | 5.9 ft | EGR | ? | 6565 | ? | ? | n/a | | \$1,536 | \$1,659 | \$1,707 | \$1,757 | \$1,795 | \$1,530 | |
| 5-3/4 | 2-1/2 | 15 | side bin | n/a | 5 lb | 1.5 ft | MFP | n/a | 0065 | ? | n/a | n/a | \$125 | | | | | | | |

Admin Storage

For complete listing of additional storage options please go [here](#)

Lateral File



- Counterweight is required if not ganged together or otherwise anchored
- Trace lateral files with flipper door on top, when installed in a "built-in" wall situation will require a minimum of 1-1/2" clearance above the cabinet for the flipper door to go up and over the top

| H | D | W | Cabinet Style | Contains | Pkg Wt | Pkg Cube | Part # | Front | Part # | Metal Color | Price |
|--------|--------|----|---------------|-----------|--------|----------|--------|-------|--------|-------------|---------|
| 28-3/8 | 18-1/4 | 36 | 2-high | 2 drawers | 114 lb | 14.0 ft | RG | ? | C401 | ? | \$1,353 |
| 39-7/8 | 18-1/4 | 36 | 3-high | 3 drawers | 156 lb | 19.6 ft | RG | ? | C702 | ? | \$1,822 |
| 51-3/8 | 18-1/4 | 36 | 4-high | 4 drawers | 198 lb | 26.0 ft | RG | ? | D103 | ? | \$2,242 |

Double Door Storage Cabinet



- Common laminate tops are available
- 140lb helf load capacity
Note: each shelf is 3/4" tall
- 168lb cabinet top weight capacity

| H | D | W | Description | Pkg Wt | Pkg Cube | Part # | Door Style | Part # | Metal Color | Price |
|--------|--------|----|--|--------|----------|--------|------------|--------|-------------|---------|
| 28-3/8 | 18-1/4 | 36 | 2-high double door 1 adjustable shelf | 78 lb | 15.5 ft | CG | ? | 02F3 | ? | \$1,528 |
| 39-7/8 | 18-1/4 | 36 | 3-high double door 2 adjustable shelves | 100 lb | 20.6 ft | CG | ? | 05F3 | ? | \$1,735 |
| 51-3/8 | 18-1/4 | 36 | 4-high double door 3 adjustable shelves | 125 lb | 26.1 ft | CG | ? | 08F3 | ? | \$2,078 |

Storage Towers



- Single lock captures all doors and drawers
- Coat closet includes side-to-side coat rod

| H | D | W | Hinge | Drawer Options | Pkg Wt | Pkg Cube | Part # | Front Style | Part # | Metal Color | Price |
|--------|--------|--------|-------|-----------------------------|--------|----------|--------|-------------|--------|-------------|---------|
| 51-3/8 | 23-1/2 | 15-1/4 | left | file/file 24.5" cupboard | 85 lb | 14.2 ft | CL | ? | K409 | ? | \$1,801 |
| 51-3/8 | 23-1/2 | 15-1/4 | left | box/box/file 24.5" cupboard | 87 lb | 14.2 ft | CL | ? | K411 | ? | \$1,977 |

| H | D | W | Coat Door | Drawer Options | Pkg Wt | Pkg Cube | Part # | Front | Part # | Metal Color | Price |
|--------|--------|--------|-----------|--------------------------------|--------|----------|--------|-------|--------|-------------|---------|
| 51-3/8 | 23-1/2 | 23-1/2 | left | 2 file drawers, 24.5" cupboard | 164 lb | 21.0 ft | DG | ? | J654 | ? | \$2,948 |

COMMERCIAL TERMS & CONDITIONS

These conditions of sale supersede all previous selling policies. Prices, discounts, lead-times and product offerings are subject to change without notice.

Order Placement

Great Openings requires that all orders be submitted in writing to avoid errors and/or duplication. Sales of all Great Openings' products are made only on the Company's standard terms and conditions of sale, unless modified in writing by an authorized Great Openings representative.

Orders received at Great Openings after 4:00pm EST will be processed the following day.

Order Acknowledgement

We diligently issue order acknowledgements via e-mail within 24 hours of purchase order receipt. If you do not receive an acknowledgement within 24 hours, please call our Customer Service department to determine the reason; we may not have received your order, or we may have questions that are delaying order entry.

**PLEASE CHECK
ACKNOWLEDGEMENTS
FOR ERRORS
IMMEDIATELY UPON RECEIPT.**

The order acknowledgement process is designed to ensure protection for both the buyer and the seller. We strongly urge the buyer to make sure the acknowledgement accurately reflects the intended purchase.

Order Discrepancies

Great Openings will not be held responsible for extra costs due to errors resulting from purchase order inaccuracies. If and when a discrepancy is detected on the purchase order or acknowledgement, all corrections must be received in writing before further order processing can occur.

Changes, Cancellations

Orders may not be changed, corrected or cancelled, in whole or in part, after Great Openings has issued its order acknowledgement without the written consent of an authorized Great Openings representative. Special order items (special or custom cabinets, Customer's Own Materials (COM) fabric and laminates) already in production are not subject to change or cancellation under any circumstances.

Canadian Orders

Canadian orders may be processed using this price book. The pricing and payment terms included in this book are in U.S. funds. Custom brokerage fees and GST/HST taxes will be charged as separate line items on the invoice. All prices are freight included; FOB: Destination. A Regional Small Order Freight Charge applies to all orders less than \$5,000 list (does not apply to accessory orders). See regional map for applicable fee.

Lead-Time

Lead-times are measured in working days, and begin after receipt of clean order.

Lead-times may change without notice. Stated lead-times will not commence until purchase order is actually entered into our system. We are not responsible for delays caused by order discrepancies or late receipt of COM items.

Special Shipping Instructions

Great Openings will accommodate special shipping/delivery requests whenever possible. Purchaser will be responsible for any and all extra costs incurred by reason of Great Openings complying with a special shipping request. Examples of special requests that may cause extra charges (dollar amounts shown are approximate, actual amounts may vary):

- special carrier/lift gate: starting at \$85.00
- inside delivery: starting at \$50.00
- expediting, re-consignment, delays causing carrier storage: starting at \$50.00
- truck load delivery times after 3:00 pm, Monday through Thursday start at \$400
- truck load delivery after 3:00 pm, on Friday: \$800
- delivery times outside normal business hours including weekends and holidays: starting at \$450.00 per truck
- exact, narrow scheduling window (elevator time): starting at \$150.00
- non-commercial/residential deliveries: starting at \$60.00

The maximum amount of time allowed for off-loading product from trailers is 3 hours. Carrier costs associated with any additional delivery time will be charged to the dealer. Any additional charges that result from the purchaser failing to accept a shipment as agreed upon will be the responsibility of the purchaser.

Special Delivery Charges

Once a delivery truck arrives at a destination, if the recipient is not ready to accept delivery as scheduled and the truck must wait, deliver "after hours", or make a second drop at a later time, the carrier charges a penalty for that delay which Great Openings must pass on to the customer.

These charges are as follows (dollar amounts shown are approximate, actual amounts may vary):

Night Delivery:

- 3:30-4:30 p.m.: \$400 additional charge
 - 4:30-5:30 p.m.: \$450 additional charge
 - 5:30 p.m. and later: \$500 additional charge
- Detention fee will be \$75 per hour after two hours. Drop charge will be \$75 per drop.

Weekend and holiday deliveries will be quoted per load depending on location and delivery time.

Please use caution when planning and communicating delivery requirements so that these exorbitant fees will not be necessary.

Key-Alike Services

Key-alike service is offered free of charge provided the key-alike request is associated with an order for a matching quantity of cabinets. Additional key/core sets, master and core keys are available for a nominal charge. All Great Openings products are keyed randomly prior to shipment. Special cores and keys are shipped separately to be changed-out in the field. See the Specification Guide in the front of this book.

COM & Fabric Grades

If COM materials are difficult to apply or inadequate, Great Openings reserves the right to apply extra charges or to cancel the order. Great Openings has no control over COM material quality or performance and will not be held responsible for material defects or damage caused by improper use or application.

Limited Lifetime Warranty

Great Openings warrants its Great Openings brand Metal Case-goods, Trace and Cayenne Desks, Files, Storage, Lockers and Sparkeology products to be free from defects in materials and workmanship for the life of the product, except as set forth below. This warranty applies to Great Openings products delivered in the United States and Canada and is non-transferable. The warranty is valid from the date of delivery to the End User. This warranty does not cover ordinary wear and tear, improper installation, outdoor use, or direct mis-use of the product. This warranty does not apply to Customer's Own Materials (COM) for fabric, laminates, or edge bands. In addition, supplier warranties will apply to products not manufactured by Great Openings. End User means the final purchaser acquiring a product from Great Openings or the Great Openings Dealer channel for the purchaser's own use and not for resale, remarketing or distribution. Great Openings will not be liable for loss of time, inconvenience, commercial loss, incidental or consequential damages.

EXCEPTIONS TO THE LIFETIME COVERAGE

Laminate Lockers – 12 years

Single, Double, Multi-purpose, Quad, and Cubby Laminate Lockers and includes both TFL and HPL options.

Tables – 5 years

Sparkeology Line Products: Pete and Oscar

Seating and Tables – 2 years

Height Adjustable Tables, Sparkeology Line Products: Ben, Manny, Sly, Sophia, Cupcake, and Lily

High Wear Parts – 1 year

Mobile Storage Casters, Gas Rods, Cushion Pads, Hinges, Power and Electrical components

Surfaces Materials Disclaimer:

- Exact matching of surface finishes, including an exact match to cuttings, samples, or swatch cards are not covered.
- Changes in surface finishes and colorfastness due to aging, exposure to artificial light or exposure to direct sunlight are not covered.

Credit Card Transaction Fee

Credit card payments in excess of the following thresholds will be subject to a 2.16% transaction fee. Please note that Great Openings also accepts payments via ACH, wire transfer, and check – all free of charge.

| Type of Sale | Credit Card Threshold (per sales order) | Fee Assessed for Amount Over this Threshold |
|-----------------------------|---|---|
| Commercial | \$10,000.00 | 2.16% |
| GSA: Project in USA | \$20,000.00 | 2.16% |
| GSA: Project outside of USA | \$30,000.00 | 2.16% |

COMMERCIAL TERMS & CONDITIONS

Regional Pricing

Great Openings reserves the right to adopt regional discount programs and small order freight charges to address the freight cost impact applicable to each geographic region. A buyer's region will be determined by shipping destination.

Payment Terms

Orders are invoiced at the time of shipment and payment is due upon receipt of the invoice. Invoices unpaid thirty (30) days after the invoice date are subject to a late payment charge in the amount of one and one-half percent (1-1/2%) per month on the unpaid balance until paid. Great Openings reserves the right to modify or establish special credit arrangement for any customers at any time at its sole discretion. All prices are subject to change without notice.

Remit to: Great Openings
Dept. for Lockbox: 9521-11
PO Box 30516
Lansing, MI 48909-8016

Taxes

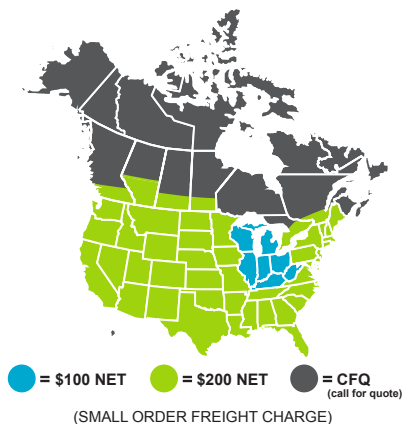
All sales, use, excise and other applicable taxes (excluding only taxes on the net income of Great Openings) are the purchaser's responsibility and will be invoiced to the purchaser. If purchaser claims an exemption from such taxes, it shall be the purchaser's responsibility to furnish an appropriate exemption certificate to Great Openings.

For Canadian orders, Great Openings does invoice and collect for GST/HST.

Freight Policy

All prices are freight included, F.O.B. Destination. Prices are based on a single shipment to a single location. A Small Order Freight Charge applies to all orders less than \$5,000 list (does not apply to orders for accessories).

See the map below for Small Order Freight Charge by destination. Effective March 1, 2017, orders totaling less than \$5,000 list that are shipped to Michigan, Wisconsin, Illinois, Indiana, Ohio, Kentucky, and West Virginia a Small Order Freight Charge of \$100 net will apply. For orders totaling less than \$5,000 list that are shipped to the remainder of the continental U.S. and southern portions of Canada as shown on the map, a Small Order Freight Charge of \$200 net will apply. For Alaska, Hawaii, and all other portions of Canada, please call for a quote.



A flat rate \$15 FedEx shipping and handling fee will be charged at time of purchase order to handle incidental small product packages (i.e. keys, name plates, file bars, etc.).

Standard Packaging

All Great Openings' products are packaged in accordance with industry standards and common carrier requirements. Pedestal products are individually boxed with polystyrene corner guard inserts, then palletized, and shrink wrapped. Lateral and storage product packaging consists of corrugated top and bottom trays, corner guards, palletized, shrink wrapped and labeled. For full truckloads only, upon special requests, we can provide a blanket wrapped shipment; please call for a quote.

Shipment and Delivery

Freight is included in the prices as displayed in this price book. All shipments are FOB destination: free freight to destination in the continental United States. Shipments outside the contiguous 48 states will be freight collect from exit port. Exception for Canadian shipments; see the section on Canadian orders. Great Openings will select the mode and carrier of shipment.

- Partial shipments may be necessary and are at the discretion of Great Openings.
- Great Openings cannot guarantee exact time of delivery.
- Any charges resulting from late deliveries beyond our control are not the responsibility of Great Openings.
- Ship dates contained in order acknowledgements are estimated and not guaranteed.

Great Openings will often consolidate orders to maximize shipping efficiency. In these situations, a customer's designated ship date may change, though Great Openings will make every effort to ensure that requested delivery dates are still met.

Product Storage Fees

Once an order enters production, it is not possible to stop production on that order if a last-minute request is made to delay shipment. If it is absolutely necessary to hold the product at Great Openings for a later ship date, a holding fee of \$7 net per pallet or \$100 net per trailer will be assessed each week and partial week until the product ships. Weekly storage fees will be the responsibility of the purchaser on any delayed shipment of a produced order.

Returns

Great Openings will not accept returned goods.

Claim Policy

It is the purchaser's responsibility to examine goods upon receipt and to notify Great Openings customer service with any concerns. Any claims against Great Openings for apparent defects, errors or shortages must be made by the purchaser within five (5) working days after any delivery. Failure by the purchaser to make any claim against Great Openings within (5) days shall constitute acceptance of the goods and waiver of any apparent defects, errors or shortages.

Freight Damage Claims

Great Openings' terms are FOB destination, Great Openings is not responsible for damage that occurs in transit. All Great Openings' products are carefully inspected prior to shipment. The carrier signs for all goods received in apparent good order.

It is the buyer's responsibility to inspect goods upon receipt for both apparent and concealed damage. In the rare instance where shipping damage is found, we ask the purchaser NOT to refuse shipment. Accepting shipment will give us more opportunities to remedy the situation through parts (fronts, tops) replacement and within the guidelines of the stated terms.

Claim and Replacement Policy

In the case of documented shipping damage, Great Openings will file a claim with the carrier and issue at no charge any replacement parts or product only if the purchaser meets the following conditions:

- Product is shipped via a Great Openings designated carrier
- Accept the shipment
- Retain packaging
- Inspect the shipment and document damage on the bill of lading
- Contact Great Openings immediately upon discovery and documentation of damage

Failure of purchaser to meet these conditions will prevent Great Openings from obtaining carrier reimbursement and thereby require us to charge full price for product replacement.

Great Openings is not responsible for labor or trip costs associated with freight damage product replacement.

Concealed Damage Policy

Concealed damage (damage discovered after acceptance with no bill of lading documentation) should be reported to Great Openings immediately upon discovery. Please retain packaging and request carrier inspection immediately. Carrier liability ceases 7 calendar days after receipt of shipment. Great Openings will investigate on a case-by-case basis. In any case, Great Openings assumes no liability beyond the 7-day carrier liability and reserves the right to apply no remedy and/or various remedies dictated by individual event circumstances.

The buyer may make NO DEDUCTION UNDER ANY CIRCUMSTANCES ensuing from freight claims when settling invoices with Great Openings.

Service

Please contact Great Openings with any service concerns:

Great Openings
902 E. Fourth Street
Ludington, MI 49431
Ph: 888-712-8582



902 East 4th Street
Ludington, MI 49431
888-712-8582
greatopenings.com
goorders@greatopenings.com