

TRACE Tower Frequently Asked Questions

TRACE™ Collection

Trace™ towers feature horizontal lines and full-width fronts consistent with all other TRACE™ products.

Basic Construction:

- All Great Openings products meet or exceed applicable ANSI-BIFMA standards for durability and safety
- A lifetime warranty ensures long-lasting performance and after-sale support
- Steel frame construction is welded and channels are formed in key areas for strength
- Top, back, side, and center panels are 21 gauge metal
- Inner top, bottom, and side channels are 18 gauge steel, drawer and door fronts are 20-22 gauge steel
- Shelves are 18 gauge steel, and drawer bins are 22 gauge. Bottom pad is 16 gauge steel

For Your Safety:

- Casters, when included, are two locking and two non-locking
- Cupboard wardrobe towers include a safety interlock that allows only one drawer to open at a time
- Modular towers include counterweight when necessary to meet ANSI-BIFMA standards for stability

Lock System:

- All towers include either one or two locks. See specific product specs for details
- Locks are randomly-assigned UM Series (#226-425)
- UM locks are black-faced, master-keyed, and core-removable, and may be keyed-alike in the field
- Other key series are available, including Haworth SL, bright nickel LL, and Knoll K. Please see page 9 for details

Features:

- Cupboard shelf load capacity is 61 lbs
- All drawers include full-extension steel ball-bearing slides
- Slides include "anti-rebound" and "quick disconnect" features
- File drawer dividers allow for side-to-side filing, and are sold separately

Options and Accessories:

- 6" drawer dividers, 12" drawer dividers that allow for side-to-side filing, and pencil trays
- Fronts are mechanically fastened and removable to maximize design flexibility
- Laminate fronts are available for cupboard wardrobe towers. See page 3 for details
- Work surface support bracket attaches to bookcase wardrobe and pedestal towers with side bookcase
- Wardrobe dome top (solid metal or translucent) may be added to any 23 1/2" x 23 1/2" wardrobe tower
- Magnetic shelf divider, sold in packages of three, available as shelf or drawer dividers

Product Style	Inner Clear Height (in.)	Inner Clear Width (in.)	Inner Clear Depth (in.)
Cupboard Wardrobe Tower			
Coat closet in 65 7/8" tower	61.070	6.000	22.750
Coat closet 51 3/8" tower	46.575	6.000	22.750
Cupboard in 65 7/8" tower	37.250	12.500	22.750
Cupboard in 51 3/8" tower	22.800	12.500	22.750
Box drawer	4.500	12.125	18.810
File drawer	9.500	12.125	18.250
Adjustable shelf thickness	1.000	-	-
V-Ped Tower			
28" deep pedestal drawer	9.500	12.125	24.250
Bookcase Wardrobe Tower			
Coat closet in 65 7/8" tower	61.070	6.000	22.750
Coat closet in 51 3/8" tower	46.570	6.000	22.750
Bookcase in 65 7/8" tower	21.500	21.500	15.000
Bookcase in 51 3/8" tower	36.000	21.500	15.000
Box drawer	4.500	12.125	18.810
File drawer	9.500	12.125	18.250
Adjustable shelf thickness	1.000	-	-
Pedestal Tower with Cupboard			
Cupboard in 65 7/8" tower	37.250	12.500	22.750
Cupboard in 51 3/8" high tower	22.800	12.500	22.750
Adjustable shelf thickness	1.000	-	-
Bookcase Tower			
Bookcase in 65 7/8" tower	36.000	21.500	15.000
Bookcase in 51 3/8 tower	21.500	21.500	15.000
Box drawer	4.500	12.125	18.810
File drawer	9.500	12.125	18.250
Adjustable shelf thickness	1.000	-	-
Modular Tower			
Cupboard in 2-high d-door storage	20.850	22.000	22.500
Cupboard in 3-high d-door storage	32.350	22.000	22.500
Cupboard in 4-high d-door storage	43.850	22.000	22.500
Full depth lateral file drawer	10.750	20.250	20.250



Can I Customize?

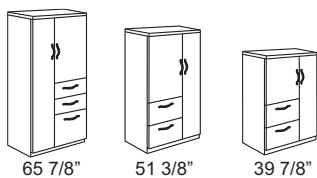
Towers with special heights, widths, depths, and drawer/cupboard configurations are one of our specialties!

Call for details

How
To Order:

Product #	First "?" (drawer front style)	Product #	Second "?" (metal color)
DG (Cupboard Wardrobe Tower/left coat door)	A (Full Pull)	J854 (54 3/4" h, ff)	668 (GO Black)

TRACE™ Cupboard Wardrobe Tower



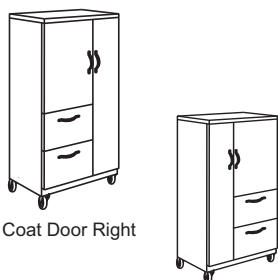
- Single lock captures all doors and drawers
- Coat closet includes side-to-side coat rod
- 65 7/8" tower: two adjustable shelves
- 51 3/8" tower: one adjustable shelf
- Leveling glides allow for 7/8" adjustment

! Fronts Not Available:

B: S-9000 Pull
I: Radiused, HW Pull
When ordered with the P: Square Front, the "P" pull will be used on drawers, and full width "Classic" pull on the doors

H	D	W	Product #	Coat Door	Drawer Options	Pkg Wt	Pkg Cube	Price
65 7/8	23 1/2	23 1/2	DG ? C254 ?	left	2 file drawers, 39" cupboard	193 lb	25.7 ft	\$2,169
			DG ? C272 ?	left	2 box/1 file drawer, 39" cupboard	195 lb	25.7 ft	\$2,245
			DG ? C252 ?	left	3 file drawers, 27" cupboard	195 lb	25.7 ft	\$2,245
			DG ? C258 ?	left	2 box/2 file drawers, 27" cupboard	197 lb	25.7 ft	\$2,318
65 7/8	23 1/2	23 1/2	WG ? C254 ?	right	2 file drawers, 39" cupboard	193 lb	25.7 ft	\$2,169
			WG ? C272 ?	right	2 box/1 file drawer, 39" cupboard	195 lb	25.7 ft	\$2,245
			WG ? C252 ?	right	3 file drawers, 27" cupboard	195 lb	25.7 ft	\$2,245
			WG ? C258 ?	right	2 box/2 file drawers, 27" cupboard	197 lb	25.7 ft	\$2,318
51 3/8	23 1/2	23 1/2	DG ? J654 ?	left	2 file drawers, 24.5" cupboard	164 lb	21.0 ft	\$2,020
			DG ? J672 ?	left	2 box/1 file drawer, 24.5" cupboard	167 lb	21.0 ft	\$2,095
			DG ? J652 ?	left	3 file drawers, 13" cupboard	175 lb	21.0 ft	\$2,157
51 3/8	23 1/2	23 1/2	WG ? J654 ?	right	2 file drawers, 24.5" cupboard	164 lb	21.0 ft	\$2,020
			WG ? J672 ?	right	2 box/1 file drawer, 24.5" cupboard	167 lb	21.0 ft	\$2,095
			WG ? J652 ?	right	3 file drawers, 13" cupboard	175 lb	21.0 ft	\$2,157
39 7/8	23 1/2	23 1/2	DG ? A354 ?	left	2 file drawers, 13" cupboard	136 lb	18.0 ft	\$1,924
			DG ? A338 ?	left	2 box/1 file drawer, 13" cupboard	139 lb	18.0 ft	\$1,960
39 7/8	23 1/2	23 1/2	WG ? A354 ?	right	2 file drawers, 13" cupboard	136 lb	18.0 ft	\$1,924
			WG ? A338 ?	right	2 box/1 file drawer, 13" cupboard	139 lb	18.0 ft	\$1,960

TRACE™ Mobile Cupboard Wardrobe Tower



Coat Door Right

Coat Door Left

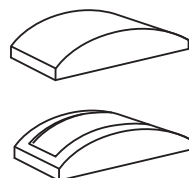
- Features are identical to tower described above
- Black 75mm casters: (2) locking and (2) non-locking
- Height listed includes casters

! Fronts Not Available:

B: S-9000 Pull
I: Radiused, HW Pull
When ordered with the P: Square Front, the "P" pull will be used on drawers, and full width "Classic" pull on the doors

H	D	W	Product #	Coat Door	Drawer Options	Caster	Pkg Wt	Pkg Cube	Price
54 3/4	23 1/2	23 1/2	DG ? J854 ?	left	file/file	black	170 lb	21.0 ft	\$2,293
			WG ? J854 ?	right	file/file	black	170 lb	21.0 ft	\$2,293
43 1/4	23 1/2	23 1/2	DG ? 9954 ?	left	file/file	black	170 lb	21.0 ft	\$2,105
			WG ? 9954 ?	right	file/file	black	170 lb	21.0 ft	\$2,105

Wardrobe Dome Top



- Metal dome fits any 23 1/2" x 23 1/2" tower
- Factory installed
- Adds 5" to finish height of tower
- Also available with translucent acrylic insert (TL)
- This accessory price will be added to tower price

! Because the dome top carries a square front vertical edge, it is not recommended for use on cabinets that include radiused door and drawer fronts

Product #	Options	Price
Add a "DT" as a suffix to the product number.	Metal	\$379
Add a "TL" as a suffix to the product number.	Translucent	\$465

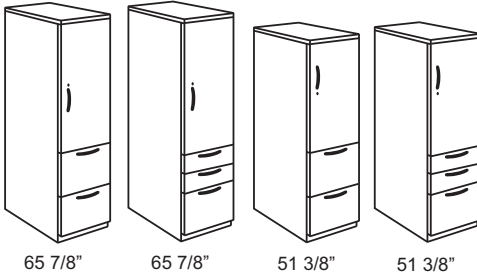
SIN 711-3

How To Order:

Product #	First "?" (drawer front style)	Product #	Second "?" (metal color)
CL (Ped Tower w/ Cupbd, hinge on left)	I (Radiused, HW pull)	K311 (65 7/8" h, b/b/f)	829 (KN Metallic Beige)

TRACE™ Cupboard Tower

- Single lock captures cupboard and drawers
- 65 7/8" tower: two adjustable shelves
- 51 3/8" tower: one adjustable shelf
- Cupboard door is radiused or squared to match drawer fronts
- Will not accommodate work surface support bracket
- Leveling glides allow for 7/8" adjustment



65 7/8" 65 7/8" 51 3/8" 51 3/8"


Fronts Not Available:

- B: S-9000 Pull
- I: Radiused, HW Pull

When ordered with the P: Square Front, the "P" pull will be used on drawers, and full width "Classic" pull on the doors

H	D	W	Product #	Hinge Location	Drawer Options	Pkg Wt	Pkg Cube	Price
65 7/8	23 1/2	15 1/4	CL ? K309 ?	left	file/file 39" cupboard	90 lb	17.3 ft	\$1,299
			CR ? K309 ?	right	file/file 39" cupboard	95 lb	17.3 ft	\$1,299
65 7/8	23 1/2	15 1/4	CL ? K311 ?	left	box/box/file 39" cupboard	90 lb	17.3 ft	\$1,420
			CR ? K311 ?	right	box/box/file 39" cupboard	95 lb	17.3 ft	\$1,420
51 3/8	23 1/2	15 1/4	CL ? K409 ?	left	file/file 24.5" cupboard	85 lb	14.2 ft	\$1,234
			CR ? K409 ?	right	file/file 24.5" cupboard	90 lb	14.2 ft	\$1,234
51 3/8	23 1/2	15 1/4	CL ? K411 ?	left	box/box/file 24.5" cupboard	85 lb	14.2 ft	\$1,355
			CR ? K411 ?	right	box/box/file 24.5" cupboard	90 lb	14.2 ft	\$1,355

V-Ped Tower



51 3/8" 63"

- Functions as a vertical file
- May be ordered with any GO drawer front style
- May be ordered with any GO color
- Single lock captures all drawers
- Safety interlock is included, allowing only one drawer to open at a time
- Standard pedestal leveling glides allow for 1 5/8" adjustment
- Includes standard pedestal drawers, internal depth is 24 1/4"
- Compatible with all pedestal drawer accessories (see page 51)
- **Finish height of 5 drawer v-ped is not consistent with TRACE™ products**

H	W	D	Product #	Drawer Options	Price
63	15 1/4	27 7/8	FL ? 7245 ?	5 drawer	\$1,271
51 3/8	15 1/4	27 7/8	FL ? 7144 ?	4 drawer	\$1,155

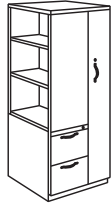
Fronts Available:
All GO fronts

SIN 711-3

How
To Order:

Product #	First "?" (drawer front style)	Product #	Second "?" (metal color)
MG (Bookcase Wardrobe, coat door right)	A (Full Pull)	J609 (51 3/8"h, f/f)	188 (Medium Gray)

TRACE™ Bookcase Wardrobe Tower



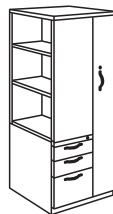
- Tower includes two locks, keyed-alike
- Coat closet includes a two-pronged coat hook
- 65 7/8" tower: two adjustable shelves
- 51 3/8" tower: one adjustable shelf
- Leveling glides allow for 1 5/8" adjustment

Fronts Not Available:

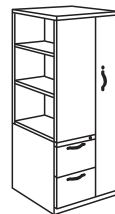
- B: S-9000
- I: Radiused, "HW"

When ordered with the P: Square Front, the "P" will be used on drawers, and full width "Classic" pull on the doors


H	D	W	Product #	Coat Door	Drawer Options	Pkg Wt	Pkg Cube	Price
65 7/8	23 1/2	23 1/2	LG ? C209 ?	left	file/file	166 lb	25.7 ft	\$2,325
			LG ? C211 ?	left	box/box/file	169 lb	25.7 ft	\$2,399
65 7/8	23 1/2	23 1/2	MG ? C209 ?	right	file/file	166 lb	25.7 ft	\$2,325
			MG ? C211 ?	right	box/box/file	169 lb	25.7 ft	\$2,399
51 3/8	23 1/2	23 1/2	LG ? J609 ?	left	file/file	159 lb	21.0 ft	\$2,138
			LG ? J611 ?	left	box/box/file	162 lb	21.0 ft	\$2,213
51 3/8	23 1/2	23 1/2	MG ? J609 ?	right	file/file	159 lb	21.0 ft	\$2,138
			MG ? J611 ?	right	box/box/file	162 lb	21.0 ft	\$2,213



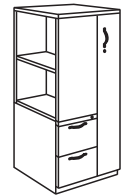
65 7/8"



65 7/8"



51 3/8"



51 3/8"

TRACE™ Bookcase Tower

- Single lock captures all drawers
- 65 7/8" tower: two adjustable shelves
- 51 3/8" tower: one adjustable shelf
- Bookcase edge is radiused or squared to match drawer fronts
- Leveling glides allow for 1 5/8" adjustment



65 7/8"



65 7/8"



51 3/8"



51 3/8"

H	D	W	Product #	Bookcase Facing	Drawer Options	Pkg Wt	Pkg Cube	Price
65 7/8	23 1/2	15 1/4	BL ? 6509 ?	left	file/file	90 lb	17.3 ft	\$1,199
			BL ? 6511 ?	left	box/box/file	95 lb	17.3 ft	\$1,250
65 7/8	23 1/2	15 1/4	BR ? 6509 ?	right	file/file	90 lb	17.3 ft	\$1,199
			BR ? 6511 ?	right	box/box/file	95 lb	17.3 ft	\$1,250
51 3/8	23 1/2	15 1/4	BL ? 5109 ?	left	file/file	85 lb	14.2 ft	\$1,175
			BL ? 5111 ?	left	box/box/file	90 lb	14.2 ft	\$1,212
51 3/8	23 1/2	15 1/4	BR ? 5109 ?	right	file/file	85 lb	14.2 ft	\$1,175
			BR ? 5111 ?	right	box/box/file	90 lb	14.2 ft	\$1,212

Fronts Available:
All GO fronts

Work Surface Supporting Bracket



- May be added to any bookcase wardrobe tower or bookcase tower with side bookcase
- May not be used on cupboard tower
- Factory installed only
- Supports 1 1/4" work surface at 27 3/4" finish height
- Black bracket is 17" wide, extends 3"
- Three mounting holes for work surface attachment
- Modesty panel not available for this application

Product #	Price
Add an "R" as a suffix to the wardrobe or pedestal tower product number.	\$62

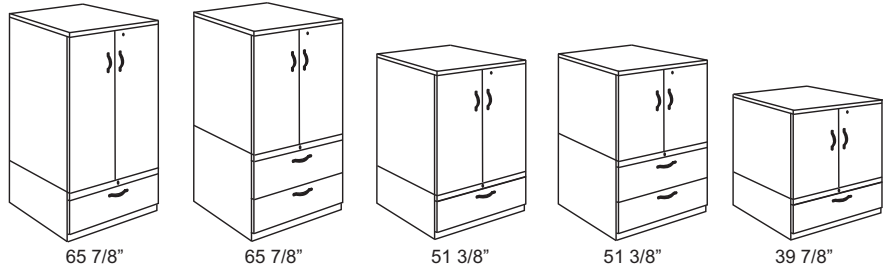
SIN 711-3

How To Order:

Product #	First "?" (drawer front style)	Product #	Second "?" (metal color)
COM (Mobile Modular Tower)	A (Full Pull)	92C6 (43 7/8"h, 1 drw, 2-high)	668 (GO Black)

TRACE™ Freestanding Modular Tower

- Two locks are keyed alike
- 4-high cupboard: 3 adjustable shelves
- 3-high cupboard: 2 adjustable shelves
- 2-high cupboard: 1 adjustable shelf
- Shelves adjust in 1 1/2" increments
- Drawers include file bars for side-to-side filing
- Drawers are 20 1/4" wide x 20 1/4" deep
- Accommodates letter or legal size documents
- File conversion bars for front-to-back filing sold separately
- Includes counterweight
- Leveling glides allow for 1 5/8" adjustment



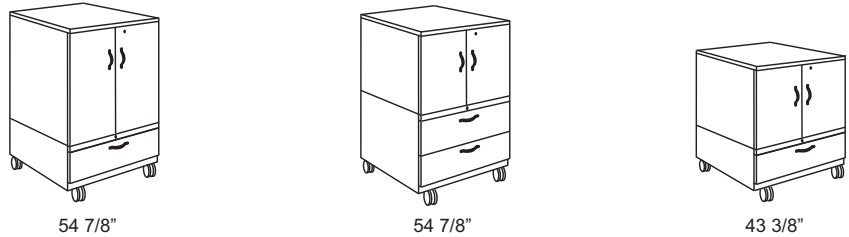
Fronts Available:

- A: Full Pull
- F: Square, Recessed
- S: Square, Satin Nickel
- K: Square, Camber
- R: Square, Chunky
- W: Square, Twist

H	D	W	Freestanding	Drawer(s) on Bottom	Cupboard on Top	Product #	Price
65 7/8	23 1/2	23 1/2	Freestanding	1 file drawer	4-high d-door storage	COL ? K9 C9 ?	\$2,837
			Freestanding	2 file drawers	3-high d-door storage	COL ? K9 90 ?	\$2,923
51 3/8	23 1/2	23 1/2	Freestanding	1 file drawer	3-high d-door storage	COL ? 93 C8 ?	\$2,472
			Freestanding	2 file drawers	2-high d-door storage	COL ? 93 C7 ?	\$2,559
39 7/8	23 1/2	23 1/2	Freestanding	1 file drawer	2-high d-door storage	COL ? 92 C6 ?	\$2,212

TRACE™ Mobile Modular Tower

- Features are identical to tower described above
- Includes 75mm black plastic casters
- Casters: (2) locking and (2) non-locking
- Height listed includes casters

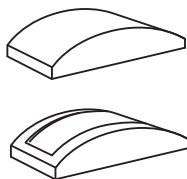


Fronts Available:

- A: Full Pull
- F: Square, Recessed
- S: Square, Satin Nickel
- K: Square, Camber
- R: Square, Chunky
- W: Square, Twist

H	D	W	Mobile	Drawer(s) on Bottom	Cupboard on Top	Product #	Price
54 7/8	23 1/2	23 1/2	Mobile	1 file drawer	3-high d-door storage	COM ? 93 C8 ?	\$2,640
			Mobile	2 file drawers	2-high d-door storage	COM ? 93 C7 ?	\$2,736
43 3/8	23 1/2	23 1/2	Mobile	1 file drawer	2-high d-door storage	COM ? 92 C6 ?	\$2,386

Wardrobe Dome Top



- Metal dome fits any 23 1/2" x 23 1/2" tower
- Factory installed
- Adds 5" to finish height of tower
- Also available with translucent acrylic insert (TL)
- This accessory price will be added to tower price

Product #	Options	Price
Add a "DT" as a suffix to the product number.	Metal	\$379
Add a "TL" as a suffix to the product number.	Translucent	\$465

! Because the dome top carries a square front vertical edge, it is not recommended for use on cabinets that include radiused door and drawer fronts.

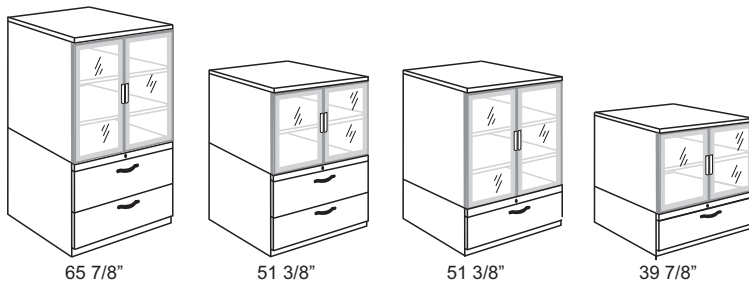
How
To Order:

Product #	First "?" (drawer front style)	Product #	Second "?" (metal color)
CAU (Freestanding Tower, Alum. Doors)	W (Square, Twist)	K990 (65 7/8"h, 2drw)	678 (GO Whetstone)

TRACE™ Modular Tower with Aluminum Doors

- Features are identical to towers described on previous page
- Anodized aluminum door frame is 1 3/4" wide, non-locking
- Matching aluminum handles included on doors
- Frosted acrylic insert is 1/8" thick
- Cupboard doors do not lock, single lock captures all drawers
- Includes counterweight
- Leveling glides allow for 1 5/8" adjustment
- Black 75mm casters: (2) locking and (2) non-locking

- ! Fronts available:**
 A: Full Pull
 F: Square, Recessed
 S: Square, Satin Nickel
 K: Square, Camber
 R: Square, Chunky
 W: Square, Twist



H	D	W	Freestanding	Drawer(s)	Cupboard on Top	Product #	Price
65 7/8	23 1/2	23 1/2	Freestanding	2 file drawers	3-high d-door storage	CAU ? K9 90 ?	\$3,444
51 3/8	23 1/2	23 1/2	Freestanding	1 file drawer	3-high d-door storage	CAU ? 93 C8 ?	\$2,945
			Freestanding	2 file drawers	2-high d-door storage	CAU ? 93 C7 ?	\$2,835
39 7/8	23 1/2	23 1/2	Freestanding	1 file drawer	2-high d-door storage	CAU ? 92 C6 ?	\$2,536



- ! Fronts available:**
 A: Full Pull
 F: Square, Recessed
 S: Square, Satin Nickel
 K: Square, Camber
 R: Square, Chunky
 W: Square, Twist

H	D	W	Mobile	Drawer(s)	Cupboard on Top	Product #	Price
54 7/8	23 1/2	23 1/2	Mobile	1 file drawer	3-high d-door storage	CAM ? 93 C8 ?	\$3,098
			Mobile	2 file drawers	2-high d-door storage	CAM ? 93 C7 ?	\$3,092
43 3/8	23 1/2	23 1/2	Mobile	1 file drawer	2-high d-door storage	CAM ? 92 C6 ?	\$2,688