

## TRACE™ Lateral File Frequently Asked Questions

Trace™ lateral files feature horizontal lines and full-width fronts consistent with all other TRACE™ products.

### Basic Construction:

- All Great Openings products meet or exceed applicable ANSI-BIFMA standards for durability and safety
- A lifetime warranty ensures long-lasting performance and after-sale support
- Steel frame construction is welded and channels are formed in key areas for strength
- Reinforced vertical and horizontal channels ensure dimensional stability
- Inner frame is 20 gauge metal. Fronts, tops, outer panels are 20 and 22 gauge. Drawer bins and shelves are 18 and 20 gauge
- The horizontal lock strip on 4-high and 5-high laterals is located above the fourth drawer. In 6-high laterals, the lock strip is located above the fifth drawer

### For Your Safety:

- The safety interlock mechanism is integrated into the slides, allowing only one drawer to open at a time
- All laterals with drawers and roll-out shelves used as freestanding units must have counterweights if not ganged or otherwise anchored
- Laterals include drill-locator marks on side panels, making it easy to drill and gang laterals together so that counterweights are not necessary
- Counterweights may be factory installed or purchased separately to be field installed

### Lock System:

- Lateral files come standard with randomly-assigned UM Series locks (#226-425). Black-faced, master-keyed, and core removable
- Locks may be keyed-alike in the field
- Other key series are available, including Haworth SL, bright nickel LL, and Knoll K. Please see page 9 for details
- The locking system captures drawer fronts on both sides for added security

### Features:

- The top opening of 5-high and 6-high laterals features an over-the-top flipper door with 13 1/2" inside clear height for binder storage
- All drawers and roll-out shelves include full extension steel ball-bearing slides with anti-rebound features to ensure smooth operation
- Drawer bins are available in 11 3/8" heights, with full-height side panels
- Two file bars are included in each drawer, for side-to-side filing
- Four leveling glides with 1 1/4" adjustment are included to ensure proper drawer alignment and operation
- All-receding door laterals, laterals with 15" openings, and 6" drawer fronts are available, see pages 45-46

### Options and Accessories:

- Drawer fronts and lateral tops are mechanically fastened and removable to maximize design flexibility
- Laminate fronts available on 2, 3, and 4-high TRACE™ laterals. See page 3 for details
- Double-walled drawer fronts are available for improved sound deadening
- Metal tops may be replaced with wood laminate, either individually or in side-to-side or back-to-back multiples
- File conversion bars for front-to-back filing are sold separately
- Additional accessories include magnetic drawer/shelf dividers, CD racks for 6" drawers, and magnetic label holders

### Compare Inner Drawer Dimensions:

- Inside clear drawer bin widths: 30" bin: 26.7", 36" bin: 32.7", 42" bin: 38.7"
- Inside clear drawer bin heights: 12" bin: 10.75" (bin sides themselves are 9.5" high)
- Inside clear drawer bin depths: 18.25" deep laterals: 16", 23.5" deep laterals: 20.5"
- Drawer and roll-out shelf load capacity: 30" wide bin: 70 lbs, 36" wide bin: 85 lbs, 42" wide bin: 100 lbs

## SIN 711-3

How To Order:

Product #	First "?" (drawer front style)	Product #	Second "?" (metal color)
<b>RG</b> (TRACE™ Lateral )	<b>A</b> (Full Pull)	<b>C301</b> (2hx30"w)	<b>668</b> (GO Black)

### TRACE™ Lateral File



- All new finish heights
- Full-width drawer fronts
- Available in square drawer front styles only
- 5-high and 6-high include top flipper door that stows over-the-top, revealing a roll-out shelf
- Lower cost option of fixed shelf behind flipper door is available, call for details
- Flipper compartment features 13 1/2" inside clear height for binder storage
- Counterweight is required if not anchored or ganged to another file. See page 42
- See lateral accessories, pages 42-43

#### Fronts Available:

- A: Full Pull
- B: S-9000
- F: Square, Recessed
- P: Square, P Pull
- S: Square, Satin Nickel
- K: Square, Camber
- R: Square, Chunky
- W: Square, Twist



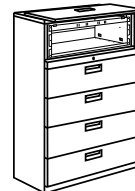
28 3/8"



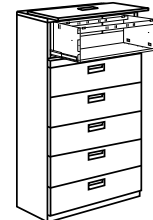
39 7/8"



51 3/8"



65 7/8"

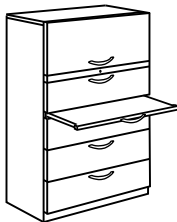


77 3/8"

(5 and 6-high include top flipper door that stows over-the-top, revealing a roll-out shelf)

H	D	W	Product #	Drawer Options	Pkg Weight	Pkg Cube	Price
28 3/8	18 1/4	30	RG ? C301 ?	2 drawer	98 lb	11.8 ft	\$842
28 3/8	18 1/4	36	RG ? C401 ?	2 drawer	114 lb	14.0 ft	\$900
28 3/8	18 1/4	42	RG ? C501 ?	2 drawer	130 lb	16.2 ft	\$988
39 7/8	18 1/4	30	RG ? C602 ?	3 drawer	134 lb	16.5 ft	\$1,139
39 7/8	18 1/4	36	RG ? C702 ?	3 drawer	156 lb	19.6 ft	\$1,212
39 7/8	18 1/4	42	RG ? C802 ?	3 drawer	180 lb	22.7 ft	\$1,336
51 3/8	18 1/4	30	RG ? C903 ?	4 drawer	171 lb	22.0 ft	\$1,404
51 3/8	18 1/4	36	RG ? D103 ?	4 drawer	198 lb	26.0 ft	\$1,492
51 3/8	18 1/4	42	RG ? D203 ?	4 drawer	225 lb	30.0 ft	\$1,643
65 7/8	18 1/4	30	RG ? D304 ?	5 drawer	207 lb	28.0 ft	\$1,758
65 7/8	18 1/4	36	RG ? D404 ?	5 drawer	241 lb	33.0 ft	\$1,867
65 7/8	18 1/4	42	RG ? D504 ?	5 drawer	275 lb	38.0 ft	\$2,054
77 3/8	18 1/4	30	RG ? E778 ?	6 drawer	243 lb	32.6 ft	\$1,997
77 3/8	18 1/4	36	RG ? E878 ?	6 drawer	283 lb	38.5 ft	\$2,231
77 3/8	18 1/4	42	RG ? E978 ?	6 drawer	325 lb	44.5 ft	\$2,418

### TRACE™ Posting Shelf Lateral File



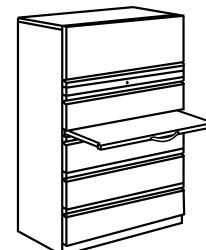
- Cabinet is 1 5/8" taller than standard 5-high lateral
- Includes top flipper door that stows over-the-top, revealing a roll-out shelf
- Available in square drawer front styles only
- Includes standard lock
- Posting shelf is 12 3/4" deep, gliding on steel ball-bearing slides
- Counterweight is required if not otherwise anchored or ganged to another file. See page 42
- See lateral accessories, pages 42-43

#### Fronts Available:

- \*A: Full Pull (*posting shelf includes a satin nickel loop pull*)
- \*B: S-9000 (*posting shelf includes a satin nickel loop pull*)
- \*F: Square, Recessed (*posting shelf includes a satin nickel loop pull*)
- \*P: Square, P Pull (*posting shelf includes a satin nickel loop pull*)
- \*S: Square, Satin Nickel (*posting shelf includes a satin nickel loop pull*)
- K: Square, Camber (*posting shelf includes a camber pull*)
- R: Square, Chunky (*posting shelf includes a chunky pull*)
- W: Square, Twist (*posting shelf includes a twist pull*)

H	W	D	Product #	Drawer Options	Pkg Wt	Pkg Cube	Price
67 1/2	30	18 1/4	RG ? L192 ?	5 drawer	222 lb	26.0 ft	\$2,070
67 1/2	36	18 1/4	RG ? L292 ?	5 drawer	256 lb	31.0 ft	\$2,210
67 1/2	42	18 1/4	RG ? L392 ?	5 drawer	290 lb	35.6 ft	\$2,408

Loop pull on Posting Shelf



(A: Full Pull front with Satin Nickel pull on posting shelf)

LATERAL FILES

How  
To Order:

Complete Product #	Third "?" (laminate)
<b>RG A C301 668</b> (2hx30"w, A pull, color 668)	<b>WCBL</b> (Wild Cherry Black Edge)

TRACE™ Lateral File Laminate Top



- Available on 30", 36", or 42" TRACE™ lateral files
- Not available for 5-high lateral files
- Factory installed
- Counterweight is required if not anchored or ganged to another file.  
See page 42
- Specify any standard GO laminate, or special ordered laminate
- One price used for all lateral widths
- This accessory will be added to the lateral price

Product #	Price
Add laminate color number as a suffix to the lateral product number	\$383

Common Laminate Tops for TRACE™ Lateral

- Laminate tops ordered separately for field installation
- Not available for 5-high lateral files
- Specify any standard GO laminate or special ordered laminate
- Note that these tops will fit ONLY TRACE™ lateral files
- Top sizes allow for 1/4" overhang on all sides

Two Laterals Side-by-Side:	W	D	Product #	Price
(2) 30" Laterals	60 1/2	18 3/4	TL1860	\$390
(2) 36" Laterals	72 1/2	18 3/4	TL1872	\$458
(2) 42" Laterals	84 1/2	18 3/4	TL1884	\$532


Three Laterals Side-by-Side:	W	D	Product #	Price
(3) 30" Laterals	90 1/2	18 3/4	TL1890	\$619
(3) 36" Laterals	108 1/2	18 3/4	TL18108	\$790
(3) 42" Laterals	126 1/2	18 3/4	TL18126	\$980

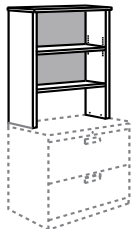
Two Laterals Back -to-Back:	W	D	Product #	Price
(2) 30" Laterals	30 1/2	37	TL 3730	\$418
(2) 36" Laterals	36 1/2	37	TL 3736	\$467
(2) 42" Laterals	42 1/2	37	TL 3742	\$520

Four Laterals in Quads:	W	D	Product #	Price
(4) 30" Laterals	60 1/2	37	TL 3760	\$543
(4) 36" Laterals	72 1/2	37	TL 3772	\$719
(4) 42" Laterals	84 1/2	37	TL 3784	\$833



TRACE™ File Hutch



- Designed to set on laminate work surface, typically on top of a lateral file
- Depth and height matches TRACE™ desk hutch
- Side panels attach to laminate top, fasteners included
- Back panel extends from bottom of fixed shelf to file hutch top
- One fixed shelf 12" from bottom, one adjustable shelf
- Ships assembled
- See magnetic shelf divider, page 43

H	D	W	Product #	Pkg Wt	Pkg Cube	Price
37	12 3/4	30	FLN 3012 ?	51 lb	10.6	\$541
37	12 3/4	36	FLN 3612 ?	60 lb	12.6	\$562
37	12 3/4	42	FLN 4212 ?	72 lb	14.6	\$577

## SIN 711-3

How To Order:

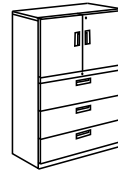
Product #	First "?" (drawer front style)	Product #	Second "?" (metal color)
<b>RG</b> (Combo Lateral)	<b>S</b> (Satin Nickel)	<b>J3B4</b> (4 drw 2-high)	<b>668</b> (GO Black)

### TRACE™ Combo Lateral File/Storage Cabinet

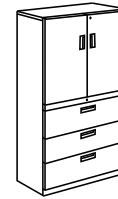
- All new finish heights
- Full-width ("proud") drawer fronts and doors
- Includes two UM Series locks, keyed alike
- Units with 2-high cupboards allow binder storage on one shelf
- Units with 3-high cupboards allow binder storage on two shelves
- No counterweight is necessary, but if desired add the suffix "W" to the product number and \$156 list to the price
- All drawer fronts and bins are standard height
- See lateral accessories, pages 42-43



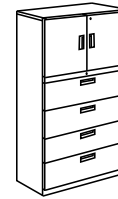
2 drawer, 38" cupboard, 65 7/8"



3 drawer, 27" cupboard, 65 7/8"



3 drawer, 38" cupboard, 77 3/8"



4 drawer, 27" cupboard, 77 3/8"

H	D	W	Product #	# 12" Drws	Cpbd Ht	Pkg Wt	Pkg Cube	Price
51 3/8	18 1/4	30	RG ? G7B9 ?	2 drawer	2-high	166 lb	22.0 ft	\$1,663
51 3/8	18 1/4	36	RG ? G8B9 ?	2 drawer	2-high	181 lb	25.8 ft	\$1,978
51 3/8	18 1/4	42	RG ? G9B9 ?	2 drawer	2-high	206 lb	28.6 ft	\$2,152
65 7/8	18 1/4	30	RG ? H1B2 ?	2 drawer	3-high	188 lb	26.0 ft	\$1,987
65 7/8	18 1/4	36	RG ? H2B2 ?	2 drawer	3-high	203 lb	30.8 ft	\$2,210
65 7/8	18 1/4	42	RG ? H3B2 ?	2 drawer	3-high	234 lb	35.6 ft	\$2,436
65 7/8	18 1/4	30	RG ? H4B3 ?	3 drawer	2-high	183 lb	26.0 ft	\$2,048
65 7/8	18 1/4	36	RG ? H5B3 ?	3 drawer	2-high	212 lb	30.8 ft	\$2,274
65 7/8	18 1/4	42	RG ? H6B3 ?	3 drawer	2-high	231 lb	35.6 ft	\$2,534
77 3/8	18 1/4	30	RG ? H7B1 ?	3 drawer	3-high	206 lb	30.7 ft	\$2,370
77 3/8	18 1/4	36	RG ? H8B1 ?	3 drawer	3-high	234 lb	36.4 ft	\$2,634
77 3/8	18 1/4	42	RG ? H9B1 ?	3 drawer	3-high	260 lb	42.1 ft	\$2,934
77 3/8	18 1/4	30	RG ? J1B4 ?	4 drawer	2-high	210 lb	30.7 ft	\$2,429
77 3/8	18 1/4	36	RG ? J2B4 ?	4 drawer	2-high	230 lb	36.4 ft	\$2,702
77 3/8	18 1/4	42	RG ? J3B4 ?	4 drawer	2-high	254 lb	42.1 ft	\$3,009

#### Fronts Available:

- A: Full Pull
- B: S-9000 (Classic pull on cupboard doors)
- F: Square, Recessed (Classic pull on cupboard doors)
- P: Square, P Pull (Classic pull on cupboard doors)
- S: Square, Satin Nickel
- K: Square, Camber
- R: Square, Chunky
- W: Square, Twist

### TRACE™ Combo Lateral File/Open Shelves

- All new finish heights
- Full-width ("proud") drawer fronts
- Include one UM Series lock
- Units with 2-high shelves allow binder storage on one shelf
- Units with 3-high shelves allow binder storage on two shelves
- No counterweight is necessary, but if desired add the suffix "W" to the product number and \$156 list to the price
- All drawer fronts and bins are standard height
- Radiused front styles not available as top lock strip is square
- See lateral accessories, pages 42-43



2 drawer 38" shelves 65 7/8"



3 drawer 27" shelves 65 7/8"



3 drawer 38" shelves 77 3/8"



4 drawer 27" shelves 77 3/8"

H	D	W	Product #	# 12" Drws	Shelf Ht	Pkg Wt	Pkg Cube	Price
51 3/8	18 1/4	30	RG ? F1A8 ?	2 drawer	2-high	159 lb	22.0 ft	\$1,557
51 3/8	18 1/4	36	RG ? F2A8 ?	2 drawer	2-high	188 lb	25.8 ft	\$1,710
51 3/8	18 1/4	42	RG ? F3A8 ?	2 drawer	2-high	199 lb	28.6 ft	\$1,884
65 7/8	18 1/4	30	RG ? F490 ?	2 drawer	3-high	174 lb	26.0 ft	\$1,789
65 7/8	18 1/4	36	RG ? F590 ?	2 drawer	3-high	200 lb	30.8 ft	\$2,010
65 7/8	18 1/4	42	RG ? F690 ?	2 drawer	3-high	216 lb	35.6 ft	\$2,236
65 7/8	18 1/4	30	RG ? F789 ?	3 drawer	2-high	168 lb	26.0 ft	\$1,882
65 7/8	18 1/4	36	RG ? F889 ?	3 drawer	2-high	194 lb	30.8 ft	\$2,109
65 7/8	18 1/4	42	RG ? F989 ?	3 drawer	2-high	212 lb	36.6 ft	\$2,368
77 3/8	18 1/4	30	RG ? G197 ?	3 drawer	3-high	183 lb	30.7 ft	\$2,172
77 3/8	18 1/4	36	RG ? G297 ?	3 drawer	3-high	206 lb	36.4 ft	\$2,436
77 3/8	18 1/4	42	RG ? G397 ?	3 drawer	3-high	229 lb	42.1 ft	\$2,734
77 3/8	18 1/4	30	RG ? G498 ?	4 drawer	2-high	179 lb	30.7 ft	\$2,264
77 3/8	18 1/4	36	RG ? G598 ?	4 drawer	2-high	202 lb	36.4 ft	\$2,536
77 3/8	18 1/4	42	RG ? G698 ?	4 drawer	2-high	224 lb	42.1 ft	\$2,842

#### Fronts Available:

- A: Full Pull
- B: S-9000
- F: Square, Recessed
- P: Square, P Pull
- S: Square, Satin Nickel
- K: Square, Camber
- R: Square, Chunky
- W: Square, Twist

#### Shelf load capacities:

- 30" shelf: 90 lbs
- 36" shelf: 105 lbs
- 42" shelf: 125 lbs

#### Drawer load capacities:

- 30" drawer: 70 lbs
- 36" drawer: 85 lbs
- 42" drawer: 100 lbs

LATERAL FILES

How  
To Order:

Product #	First "?" (drawer front style)	Product #	Second "?" (metal color)
<b>AG</b> (Aluminum Door Lateral)	<b>A</b> (Full Pull)	<b>F490</b> (2 drw/3-high x 30" wide)	<b>668</b> (GO Black)

### TRACE™ Combo Lateral Aluminum Doors with Acrylic

- Full-width ("proud") drawer fronts and doors
- Anodized aluminum door frame is 1 3/4" wide, non-locking
- Matching aluminum handles included on doors
- Frosted acrylic insert is 1/8" thick
- Cupboard doors do not lock; single lock captures all drawers
- Units with 2-high cupboards allow binder storage on one shelf
- Units with 3-high cupboards allow binder storage on two shelves
- No counterweight is necessary, but if desired add the suffix "W" to the product number and \$156 list to the price
- See lateral accessories, pages 42-43



**Fronts Available:**

- A: Full Pull
- B: S-9000
- F: Square, Recessed
- P: Square, P Pull
- S: Square, Satin Nickel
- K: Square, Camber
- R: Square, Chunky
- W: Square, Twist



65 7/8"



65 7/8"



77 3/8"



77 3/8"

H	D	W	Product #	# 12" Drws	Cpbd Ht	Pkg Wt	Pkg Cube	Price
51 3/8	18 1/4	30	AG ? F1A8 ?	2 drawer	2-high	166 lb	22.0 ft	\$2,184
51 3/8	18 1/4	36	AG ? F2A8 ?	2 drawer	2-high	181 lb	25.8 ft	\$2,670
65 7/8	18 1/4	30	AG ? F490 ?	2 drawer	3-high	188 lb	26.0 ft	\$2,631
65 7/8	18 1/4	36	AG ? F590 ?	2 drawer	3-high	203 lb	30.8 ft	\$2,938
65 7/8	18 1/4	30	AG ? F789 ?	3 drawer	2-high	183 lb	26.0 ft	\$2,517
65 7/8	18 1/4	36	AG ? F889 ?	3 drawer	2-high	212 lb	30.8 ft	\$2,966
77 3/8	18 1/4	30	AG ? G197 ?	3 drawer	3-high	206 lb	30.7 ft	\$3,095
77 3/8	18 1/4	36	AG ? G297 ?	3 drawer	3-high	234 lb	36.4 ft	\$3,534
77 3/8	18 1/4	30	AG ? G498 ?	4 drawer	2-high	210 lb	30.7 ft	\$3,175
77 3/8	18 1/4	36	AG ? G598 ?	4 drawer	2-high	230 lb	36.4 ft	\$3,558

## SIN 711-3

How To Order:

Product #	First "?" (drawer front style)	Product #	Second "?" (metal color)
<b>WL</b> (WSS Multidrawer Lateral)	<b>A</b> (Full Pull)	<b>0104</b> (12"/6"/6"/30")	<b>668</b> (GO Black)

### TRACE™ Work Surface Supporting Lateral File



- Standard TRACE™ lateral file without top
- Standard depth: 18 1/4"
- Top channels designed to mount underwork surface
- Safety interlock is included
- Counterweight is not required if installed beneath a desk work surface, or otherwise anchored or ganged to another file. See page 42



**Fronts Available:**

- A: Full Pull
- B: S-9000
- F: Square, Recessed
- P: Square, P Pull
- S: Square, Satin Nickel
- K: Square, Camber
- R: Square, Chunky
- W: Square, Twist

H	D	W	Product #	Drawer Options	Pkg Wt	Pkg Cube	Price
27 3/4	18 1/4	30	RG ? C301 ? NT	2 drawer	80 lb	11.8 ft	\$832
27 3/4	18 1/4	36	RG ? C401 ? NT	2 drawer	102 lb	14.0 ft	\$913
27 3/4	18 1/4	42	RG ? C501 ? NT	2 drawer	115 lb	16.2 ft	\$972

### TRACE™ Work Surface Supporting Multidrawer FileCenter



12-12-30

- Top channels designed to mount under work surface
- Standard depth: 18 1/4"
- All drawers include full-extension steel ball bearing slides



**Fronts Available:**

- A: Full Pull
- B: S-9000
- F: Square, Recessed
- P: Square, P Pull
- S: Square, Satin Nickel
- K: Square, Camber
- R: Square, Chunky
- W: Square, Twist



6-6-12-30

H	D	W	Product #	Cabinet Style	Pkg Wt	Pkg Cube	Price
27 3/4	18 1/4	30 1/2	WL ? 0102 ?	12"/12"/30"	95 lb	11.8 ft	\$1,075
27 3/4	18 1/4	30 1/2	WL ? 0103 ?	6"/6"/12"/30"	105 lb	11.8 ft	\$1,125
27 3/4	18 1/4	30 1/2	WL ? 0104 ?	12"/6"/6"/30"	105 lb	11.8 ft	\$1,125

### TRACE™ Freestanding Multidrawer FileCenter With Metal Top



12-12-30

- Structurally identical to work surface supporting multidrawer FileCenter
- Safety interlock and counterweight ensure stability



**Fronts Available:**

- A: Full Pull
- B: S-9000
- F: Square, Recessed
- P: Square, P Pull
- S: Square, Satin Nickel
- K: Square, Camber
- R: Square, Chunky
- W: Square, Twist



6-6-12-30

H	D	W	Product #	Cabinet Style	Pkg Wt	Pkg Cube	Price
28 3/8	18 1/4	30 1/2	WL ? 0102 ? T	12"/12"/30"	109 lb	11.8 ft	\$1,387
28 3/8	18 1/4	30 1/2	WL ? 0103 ? T	6"/6"/12"/30"	119 lb	11.8 ft	\$1,471
28 3/8	18 1/4	30 1/2	WL ? 0104 ? T	12"/6"/6"/30"	119 lb	11.8 ft	\$1,471

### TRACE™ Freestanding Multidrawer FileCenter With Laminate Top



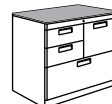
12-12-30

- Structurally identical to work surface supporting multidrawer FileCenter
- Safety interlock and counterweight ensure stability
- Please specify laminate and edge band selection after the cabinet color



**Fronts Available:**

- A: Full Pull
- B: S-9000
- F: Square, Recessed
- P: Square, P Pull
- S: Square, Satin Nickel
- K: Square, Camber
- R: Square, Chunky
- W: Square, Twist



6-6-12-30

H	D	W	Product #	Cabinet Style	Pkg Wt	Pkg Cube	Price
29	18 1/4	30 1/2	WL ? 0102 ??	12"/12"/30"	109 lb	11.8 ft	\$1,835
29	18 1/4	30 1/2	WL ? 0103 ??	6"/6"/12"/30"	119 lb	11.8 ft	\$1,906
29	18 1/4	30 1/2	WL ? 0104 ??	12"/6"/6"/30"	119 lb	11.8 ft	\$1,906

Because the laminate top carries a square front vertical edge, it is not recommended for use with cabinets that include radiused drawer fronts.

How  
To Order:


Product #	First "?" (drawer front style)	Product #	Second "?" (metal color)
<b>COL</b> (Full Depth WSS Lateral)	<b>A</b> (Full Pull)	<b>9701</b> (36" wide)	<b>719</b> (GO Storm)



A full depth lateral file which is 23 1/2" deep, will not fit under a 24" deep work surface and allow for the standard 1/2" set-back.

**TRACE™ Full Depth Work Surface  
Supporting Lateral File**

- Includes 21 1/3" deep lateral bin
- If installed at the end of a desk run, eliminates the need for a panel leg
- Caution when installing a full depth lateral beneath a 24" deep work surface: this 23 1/2" cabinet depth does not allow for the typical 1/2" set-back beneath front and back surfaces. When installed next to a 23" depth panel leg, cabinet will be deeper than the leg itself. Not appropriate for use with a modesty panel
- Includes file bars for side-to-side filing
- File conversion bars for front-to-back filing sold separately (see below)

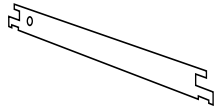


**Fronts Available:**

- A: Full Pull
- F: Square, Recessed
- S: Square, Satin Nickel
- K: Square, Camber
- R: Square, Chunky
- W: Square, Twist

H	D	W	Product #	Drawer Options	Pkg Wt	Pkg Cube	Price
27 3/4	23 1/2	30	COL ? 9601 ???	2 drawer	128 lb	17.8	\$1,515
27 3/4	23 1/2	36	COL ? 9701 ???	2 drawer	139 lb	19.1	\$1,853
27 3/4	23 1/2	42	COL ? 9801 ???	2 drawer	154 lb	22.0	\$2,269

**Full Depth File Conversion Bar**



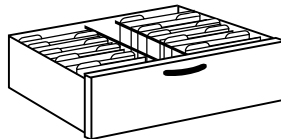
- Bars designed specifically for full-depth lateral drawers
- Maximize storage capacity by filing front-to-back

Product #	Package	Pkg Wt	Pkg Cube	Price
LME 4600 19	(2) file bars	2 lb	.7 ft	\$18
LME 6600 19	(4) file bars	3 lb	.7 ft	\$28

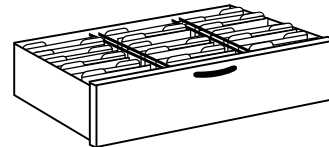
**"How many full depth file conversion bars do I need?"**



- 30" Wide Full Depth Lateral**
- 2 file conversion bars per drawer
  - 20.5" x 2 rows = 41" filing space



- 36" Wide Full Depth Lateral**
- 2 file conversion bars per drawer
  - 20.5" x 2 rows = 41" filing space



- 42" Full Depth Lateral**
- 4 file conversion bars per drawer
  - 20.5" x 3 rows = 61.5" filing space

## SIN 711-3

### TRACE™ Counterweight – Factory Installed

- You may choose to have counterweights installed in the factory prior to shipment

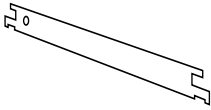
Product #	Description	Price
Add a "W" suffix to the lateral file product number	2 drawer c-wt	\$198
	3 drawer c-wt	\$198
	4 drawer c-wt	\$156
	5 drawer c-wt	\$156
	6 drawer c-wt	\$73

### TRACE™ Counterweight – Sold Separately

- In order to satisfy ANSI-BIFMA standards for stability, counterweights are required for all lateral files that include roll-out drawers or shelves
- Fixed shelf lateral files do not require counterweights, nor do lateral files that are anchored to a wall or ganged together. See specific lateral file descriptions to determine counterweight requirements
- These counterweights are shipped separately to be installed at the worksite

Product #	Description	Pkg Wt	Pkg Cube	Price
TRA 2300	2 drawer c-wt	42 lb	.7 ft	\$198
TRA 2300	3 drawer c-wt	42 lb	.7 ft	\$198
TRA 4500	4 drawer c-wt	31.5 lb	.6 ft	\$156
TRA 4500	5 drawer c-wt	31.5 lb	.6 ft	\$156
TRA 6000	6 drawer c-wt	10.5 lb	.6 ft	\$73

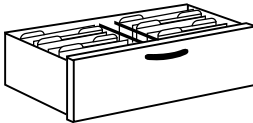
### Standard Lateral File Conversion Bar



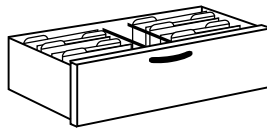
- Conversion bars allow for front-to-back filing in 18 1/4" and 17 3/8" deep lateral files. Will not fit full-depth lateral files. Use 2 bars each in 36" and 42" lateral drawers for legal size filing

Product #	Description	Pkg Wt	Pkg Cube	Price
LME 4500 19	(package of 4)	2 lb	.8 ft	\$26

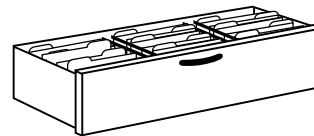
#### "How many standard file conversion bars do I need?"



- 30" Wide Lateral**
- 2 file conversion bars per drawer
  - 15.5" x 2 rows = 31" filing space

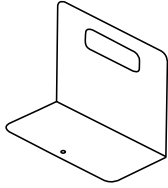


- 36" Wide Lateral**
- 2 file conversion bars per drawer
  - 15.5" x 2 rows = 31" filing space



- 42" Wide Lateral**
- 4 file conversion bars per drawer
  - 15.5" x 3 rows = 46.5" filing space

**Magnetic Shelf Divider**



- Black magnetic dividers are 7.5" tall and 8" wide, with a 4" base. Magnet is 7 7/8" x 3"
- Appropriate for use on any lateral file drawer or shelf, bookcase, over storage hutch, double door storage cabinet, overhead storage cabinet or overhead shelf

Product #	Package	Pkg Wt	Pkg Cube	Price
LFM 300 30	(package of 3)	4.0 lb	2 ft	\$61

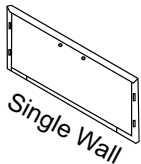
**Magnetic Label**



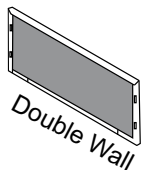
- Magnetic labels adhere to any metal surface to identify drawer contents
- Labels consist of 3" x 1" clear plastic sleeve, with card stock insert

Product #	Package	Pkg Wt	Pkg Cube	Price
TGOX 000 11K	(package of 10)	N/A	N/A	\$21

**TRACE™ Double Wall Drawer Front Upgrade**



- Lateral files may be upgraded to include a metal close-out plate fastened behind the drawer front, with sound-absorbing corrugated material inserted between
- Provides a quieter, heavier feel when opening and closing the drawer



**Fronts Available:**  
 S: Square Front, Satin Nickel  
 K: Square Front, Camber Pull  
 R: Square Front, Chunky pull  
 W: Square Front, Twist Pull

Product #	Price
Add "U" suffix to the product number.	Price per drawer \$62